




Delivery of our 2007/08 Performance Agreement

Monitoring of the Council's performance is undertaken using the PerformancePlus computer system. Reporting through this system a scorecard is generated (next page) using the following symbols to visually indicate performance:

-  performance is better than target
-  performance is on target
-  performance is below target

Strategic Objectives

There are 95 indicators in total in total linked to our strategic objectives for 2007/08. 77 of the indicators were able to be reported on for the year (April 2007 – March 2008). Out of those indicators 31 have exceeded the target, 36 have met the target and only 10 were below target. This represents a performance of 87% of the targets towards the Council's strategic priorities having been met or exceeded.

In comparison to 2006/07 this is an improved performance with an additional 4% of indicators being above target and an additional 4% of indicators being on target. This is illustrated overleaf.

Note:

The strategic objectives for 2007/08 were the seven objectives that had been in use since 2005:

- Improve health and social well-being
- Create sustainable communities
- Improve the environment and housing
- Cut crime and improve community safety
- Promote economic regeneration
- Deliver positive outcomes for children and young people
- Deliver the highest quality services

These were replaced by the Council from April 2008 with three new outcomes priorities and two organisational delivery priorities, so this is the last report against these specific objectives.

The indicators used to measure performance against these strategic objectives were, in the main, derived from the 'Best Value' set of performance indicators. These have been discontinued by the Government at the end of March 2008 and replaced by a new 'National Indicator Set' (NIS). Future performance will therefore be measured using the new NIS and other locally determined indicators.

Delivery of our 2007/08 Performance Agreement

Improve health & social well-being	Create Sustainable Communities	Improve the Environment & housing	Cut crime & improve community safety	Promote Economic Regeneration	Deliver positive outcomes for C&YP	Deliver the highest quality services
<ul style="list-style-type: none"> Improved health and Quality of Life Improved life expectancy Increased safety of vulnerable adults Increased choice and control in accessing health and social care services 	<ul style="list-style-type: none"> Improved resident perception of the quality of life in their neighbourhood More effective engagement with local people and neighbourhoods Improved community cohesion in Blackburn with Darwen 	<ul style="list-style-type: none"> Cleaner and greener borough Housing choice, quality, affordability and independence 	<ul style="list-style-type: none"> Reduced crime levels in the Borough Increased confidence through reassurance within neighbourhoods Reduction in the impact of drugs and alcohol misuse 	<ul style="list-style-type: none"> Create a competitive & sustainable local economy that generates employment opportunities for local people 	<ul style="list-style-type: none"> Improve the health of children & young people Improve the safety of children & young people Improve the achievements & enjoyment of children & young people Improve the positive contribution to society of children & young people Improve the economic well-being of children & young people 	<ul style="list-style-type: none"> Improved public perception of the Council All services demonstrating value for money Recognition as a top performing council, from residents, peers, central government and regulators Effective Community Leadership for successful collaboration with partners on service delivery
PA1 – Mental Health services	PA15 – % satisfied with their neighbourhood	PA20 – Climate change strategy	PA36 – Recorded crime	PA53 – Jobs created/safeguarded	PA67 – Teenage conception rate	PA86 – Satisfaction of Council
PA2 – Cultural opportunities 50+	PA16 – Events in parks	PA21 – Waste recycled	PA37 – Domestic abuse	PA54 – Private sector investment	PA68 – 2 hours of PE	
PA3 – Physical opportunities 50+	PA17 – Area Action plans	PA22 – Waste land filled	PA38 – Reduce prolific and priority who re-offend	PA55 – New businesses	PA69 – Healthy Schools status	PA87 – Satisfaction with Bdirect
PA4 – Local communities and healthy communities	PA18 – Greater say in decisions	PA23 – Reduce litter	PA39 – Adults who re-offend	PA56 – Survival rates of businesses	PA70 – School travel plan	PA88 – 3 for UoR and strive for 3 for VFM
PA5 – Residential care admissions 65+	PA19 – % belong to BwD	PA24 – Green Flag Awards	PA40 – Young people who re-offend	PA57 – Businesses adopting new technology	PA71 – Stability for Looked After Children	PA89 – Staff informed via internal comms
PA6 – Items delivered within 7 days		PA25 – Reduce pollution	PA41 – Investigate/action 50 cases of ASB	PA58 – Benefit claimants in most deprived wards	PA72 – Number of adoptions	PA90 – Pay and Reward
PA7 – Accessing Care Network		PA26 – Bus passenger journeys	PA42 – Survey results on Crime and Disorder	PA59 – Moving into employment	PA73 – Looked after children placed with parents	PA91 – Four star CPA
PA8 – Rate of suicide/undetermined injury		PA27 – Plan making milestones	PA43 – Parents not taking responsibility for their children	PA60 – Working age benefit	PA74 – Looked after children by Council	PA92 – LAA assessment
PA9 – Adults participating in sport/active recreation		PA28 – Fewer homeless presented and accepted	PA44 – People not treating others with respect	PA61 – Formal accreditation	PA75a – Looked After Children 5+ GCSE's A*-C	PA93 – Capita Review
PA10 – Reporting / identifying of adult abuse		PA29 – Better homes for vulnerable people	PA 45 – Informed about action to tackle ASB	PA62 – Town centre visits	PA75b – White boy entitled to FSM 5+ GCSE's A*-C	PA94 – liP status
PA11 – Direct payments		PA30 – Better conditions for people living in poorer areas	PA46 – Clients in treatment	PA63 – Vacant properties	PA75c – Pakistani boys 5+ GCSE's A*-C	
PA12 – Increase adult placements		PA31 – New homes on 'brownfield'	PA47 – Treatment greater than 12 weeks	PA64 – Zone A Rents	PA76 – Level 4+ at KS 2 in Maths and English	
PA13 – Smoke free schools		PA32 – 46 affordable new homes	PA48 – Structured treatment with drug problems	PA65 – LTP rating	PA77 – KS3 standards at Blakewater College	
PA14 – Premises compliant with smoke free regulation		PA33 – HMR 100 homes	PA50 – Alcohol related admissions to A&E	PA66 – Business compliant trading standards	PA78 – Attendance in schools	
		PA34 – Empty homes occupied or demolished	PA51 – People receiving Tiers 3 & 4 alcohol treatment		PA79 – Beez Cards	
		PA35 – House price increase	PA52 – Drug workers receiving alcohol screening/training		PA80 – Junior attendances during summer	
					PA81 – Offending ratio of looked after children	
					PA82 – Engagement hours	
					PA83 – Leavers in post 16 learning	
					PA84 – NEET	
					PA85 – JWOT	

Key:
Exceeded target
On target
Below target
Not reported

Improve health and social well-being

PA code	Indicator name	Good performance is	07/08 performance	07/08 target
1	Mental Health Services	High	over 150	120
2	50+ cultural activity	High	10,614	10,762
3	50+ exercise activity	High	13,523	8,222
4	Community groups doing healthy activities	High	11	7
5	Residential care admissions 65+	Low	101	125
6	Items delivered within 7 days	High	88%	84%
7	Accessing Care Network	High	7,572	2,315
8	Rate of suicide / undetermined injury	Low	N/A	N/A
9	Adults participating in sport / active recreation	High	N/A	N/A
10	Reporting / identifying of adult abuse	High	259	86
11	Direct payments	High	121	135
12	Increase adult placements	High	0%	10%
13	Smoke free schools	High	100%	100%
14	Premises compliant with smoke free regulation	High	1,656	N/A

Create sustainable communities and neighbourhoods

PA code	Indicator name	Good Performance is	07/08 performance	07/08 target
15	% satisfied with their neighbourhood	High	86%	82%
16	Events in parks	High	128	100
17	Area Action Plans	High	5	5
18	Greater say in decisions	High	40%	40%
19	% belong to BwD	High	63%	77%

Improve the environment and housing

PA code	Indicator name	Good Performance is	07/08 performance	07/08 target
20	Climate change	N/A	Yes	Yes
21	Waste recycled	High	34.40%	29%
22	Waste land filled	Low	65.60%	71.00%
23	Reduce litter	Low	10.3%	12.0%
24	Green Flag Awards	High	5	5
25	Improve air quality in 5 areas	N/A	Yes	Yes
26	Bus passenger journeys	High	8,029,652	7,210,000
27	Plan making milestones	High	Yes	Yes
28a	Homeless presented	Low	243	758
28b	Homeless accepted	Low	137	369
29	Better private homes for vulnerable people	High	N/A	59%
30	Better conditions for people in poorer areas	High	89.3%	95%
31	New homes on 'brownfield'	High	84.92%	75.00%
32	46 affordable new homes	High	69	46
33	HMR 100 homes	High	107	100
34	Empty homes occupied or demolished	High	222	200
35a	Regional house prices	High	N/A	5.0%
35b	Sub regional house prices	High	N/A	5.0%

Cut crime and improve community safety

PA code	Indicator name	Good Performance is	07/08 performance	07/08 target
36	Recorded crime	Low	8,519	9,187
37	Domestic abuse	Low	30.93%	22.00%
38	Reduce prolific and priority who re-offend	Low	12.00%	18.00%
39	Adults who re-offend	Low	N/A	N/A
40	Young people who re-offend	Low	55.00%	60.80%
41	Investigation / action 50 cases of ASB	High	91	50
42a	Noisy neighbours	Low	N/A	N/A
42b	Teenagers on streets	Low	N/A	N/A
42c	Rubbish and litter	Low	N/A	N/A
42d	Drunk in public places	Low	N/A	N/A
42e	Abandoned and burnt out cars	Low	N/A	N/A
42f	Vandalism, graffiti and damage	Low	N/A	N/A
42g	PPL using or dealing drugs	Low	N/A	N/A
43	Parents not taking responsibility for their children	Low	N/A	N/A
44	People not treating others with respect	Low	N/A	N/A
45	Informed about action to tackle ASB	High	N/A	N/A
46	Clients in treatment	High	1,051	1,035
47	Treatment greater than 12 weeks	High	77%	84%
48	Structured treatment with drug problems	High	219	91
49	Harm caused by alcohol	Low	N/A	N/A
50	Alcohol related admissions to A&E	Low	N/A	N/A
51	People receiving Tiers 3 and 4 alcohol treatment	High	N/A	N/A
52	Drug workers receiving alcohol screening / training	High	31	40

Promote economic regeneration

PA code	Indicator name	Good Performance is	07/08 performance	07/08 target
53	Jobs created / safeguarded	High	2,066	1,449
54	Private sector investment	High	£33.62 million	£17.7 million
55	New businesses	High	168	105
56	Survival rates of businesses	High	N/A	72%
57	Businesses adopting new technology	High	157	85
58	Benefit claimants in most deprived wards	Low	N/A	6211
59	Moving into employment	High	N/A	1,157
60	Working age benefit	Low	N/A	17,415
61	Formal accreditation	High	1083	732
62	Town centre visits	High	N/A	N/A
63	Vacant properties	Low	N/A	N/A
64	Zone A rents	High	N/A	N/A
65	LTP rating	High	good	excellent
66a	Business compliant trading standards - high risk	High	100%	96%
66b	Business compliant trading standards - medium risk	High	100%	96%
66c	Business compliant trading standards - low risk	High	100%	96%

Deliver positive outcomes for C&YP

PA code	Indicator name	Good Performance is	07/08 performance	07/08 target
67	Teenage conception rate	Low	41.8%	40.4%
68	2 hours of PE	High	N/A	93%
69	Healthy Schools status	High	47	43
70	School travel plan	High	29	30
71	Stability for Looked After Children	High	61.1%	65.0%
72	Number of adoptions	High	19	22
73	Looked After Children placed with parents	Low	22.00%	23.38%
74	Looked After Children by Council	Low	7.9	6.5
75a	Looked After Children 5+ GCSE's A*-C	High	21%	20%
75b	White boy entitled to FSM 5+ GCSE's A*-C	High	35%	22%
75c	Pakistani boy entitled to FSM 5+ GCSE's A*-C	High	39%	33%
76a	Level 4+ at KS2 in Maths	High	74%	78%
76b	Level 4+ at KS2 in English	High	77%	77%
77a	KS3 standards at Blakewater College - English	High	27%	40%
77b	KS3 standards at Blakewater College - Maths	High	40%	40%
77c	KS3 standards at Blakewater College - Science	High	28%	40%
78a	Primary attendance	High	94.98%	94.26%
78b	Secondary attendance	High	92.86%	91.79%
79	Beez Cards	High	7,766	8,919
80	Junior attendances during Summer	High	35,131	32,850
81	Offending ratio of Looked After Children	Low	2.76	2.7
82	Engagement hours	High	63,010	65,047
83	Leavers in post 16 learning	High	89.0%	88.5%
84	NEET	Low	9.0%	9.7%
85	JWOT	Low	5.5%	5.8%

Deliver the highest quality services

PA code	Indicator name	Good Performance is	07/08 performance	07/08 target
86	Satisfaction of Council	High	44%	
87	Satisfaction with Bdirect	High	88%	90%
88	3 for UoR and strive for 3 for VFM	High	3	3
89	Staff informed via internal comms	High	N/A	N/A
90	Pay and Reward	High	Yes	Yes
91	Four star CPA	High	4	4
92	LAA assessment	High	Yes	Yes
93	Capita Review	High	Yes	Yes
94	liP status	High	Yes	Yes