

Progress Against Police and Crime Plan Priorities 2021-2025

National Picture

Target	Measure	12 months to Dec 2020	12 months to Dec 2022	Change
Reduce Murder/Homicide	Recorded Homicides	23	14	-39%
Reduce Serious violence	Firearms Offences (includes all uses however excludes air weapons and bb guns)	44*	79*	+79.5%
	Discharges of Lethal Barrelled Firearms (handguns, shotguns and rifles - not air)	7*	8*	+14.3%
	Presentations to ED with knife/sharp object assault injuries	110^	87^	-20.9%
Reduce Neighbourhood Crime	Recorded Burglary, Robbery, Theft of/from vehicle, Theft from person	16,127	15,627	-3.1%
Improve satisfaction among victims (focus on DA)	% Victims Satisfied (internal surveys)	69.8%	70.2%	+0.4%
	% DA Victims Satisfied (internal surveys)	85.3%	82.5%	-2.8%
Tackle Cyber Crime	Recorded Online/Cyber-enabled crimes	5,744	6,014	+4.7%

^Data 12 months to end of November 2022 as December's Data isn't yet available

**Data 12 months to end of September 2020 and September 2022 as October, November and December's Data isn't yet available

Key Headlines

- **Serious Violence:** Discharges of lethal, barrelled weapons remain low in number, with 2 recorded in the last quarter. There has been an increase in overall police investigations with Firearms markers, but analysis has confirmed that this continues to be driven by threats with weapons, rather than their active use. There have been no fatal injuries using firearms in the last year and no firearms thefts. NHS data continues to show a decreasing trend in admissions for knife/sharp object assault injuries.
- **Homicide:** There have been two homicides recorded in Quarter 3 (Oct-Dec 2022). A Homicide and “Near miss” Problem Profile is nearing completion and will be submitted to the College of Policing for aggregation into a national product. Data Analysed over a 3-year period (01/04/2019 to 31/03/2022) has identified that spontaneous/random violence, youth knife crime and domestic abuse account for a significant proportion of homicides. In Lancashire, a high proportion of victims are older white north-European males deemed vulnerable due to lifestyle. Females accounted for 31% of homicide victims. 8% of homicides could be classed as DA- related. Suspects for homicide offences are mainly white North-European males (76%). The districts of Blackpool and Lancaster recorded the most offences over the period (13 and 9 respectively). Although reported homicides in Lancashire have steadily increased since 2013, in line with the national trend, there has been a reduction year on year for the past three years. Lancashire Constabulary’s Homicide Prevention Strategy has recently been published and covers 8 Strategic themes, including SOC, VAWG and Organisational Learning.
- **Victim Satisfaction:** Levels for DA victims and Overall victims remain circa 83% and 70% respectively.
- **Cyber crime** – Internal measures indicate a continued increase. National data has been published but aggregates Cyber Threats by Regional Organised Crime Unit (ROCU) only at this stage.

National CJS Delivery Data

Data was updated in February 2023 to include Quarter 3 of 2022 (July to September).

Key Headlines

All Crime

- The latest national data suggests a **reduction in the timeliness of investigations for victims of crime**. Lancashire is also now tracking below the national average (47 days; -11pts). Timeliness from police referral to CPS charge for the North-West CPS area has increased by 3 days to 44 days but is equal to the National average. Time from arrival in Crown Court to case completion (from HMCTS data) reduced by 12 days in the latest period and sits 5 days below the National average for the Lancashire LCJB area.



Rolling 12 month comparisons for Lancashire– All Crime

Source: [Criminal Justice System Delivery Data Dashboard - GOV.UK](https://www.gov.uk/government/collections/criminal-justice-system-delivery-data)

- The **percentage of positive outcomes for victim-based crime has increased slightly** and matches the National average at 9%. Data indicates an **increase in the percentage of investigations closed because the victim does not support further police action** (+1 percentage point) and Lancashire's figure is above the National average (by 7 percentage points).

Adult Rape

- Lancashire is **ahead of the National average in relation to investigative timeliness (-145 days) and is equal in terms of positive outcome proportions** for adult victims of rape. The North West CPS area is also ahead of the National picture in relation to the time taken to authorise a charge following police referral (-23 days). However the Lancashire HMCTS data indicates that the time from a case arriving at Crown Court to it being completed, is above the National average and increasing (+4 ppts since the last update at 390 days; National average = 363).



Rolling 12 month comparisons for Lancashire– Adult Rape
Source: [Criminal Justice System Delivery Data Dashboard - GOV.UK](https://www.gov.uk/government/collections/criminal-justice-system-delivery-data)

- The latest data shows an increase in the number of suspects referred to CPS for early advice or a charging decision in Lancashire and the Constabulary is tracking ahead of 2016 levels, which are being used Nationally as a target.
- Lancashire is still just below the National average in terms of investigations closed due to the victim not supporting police action (- 3 percentage points; ppts), although this has increased by 2ppts since the last data release.
- The Lancashire LCJB area recorded a higher (and increasing) proportion of cases which resulted in either a completed trial or guilty plea (91%), when compared with the the National average (87%).

Recorded Crime and Outcome Levels

Year-to-Date comparison – All Crime

1st April – 31st December	All crime total	Percentage change vs. previous year
2019	109,228	-
2020	90,610	-17%
2021	103,809	+15%
2022	100,655	-3%

- Overall, crime levels from April to December 2022 were slightly lower than in 2021 and almost 8% below the pre-pandemic baseline period.

Outcomes – Priority Crimes

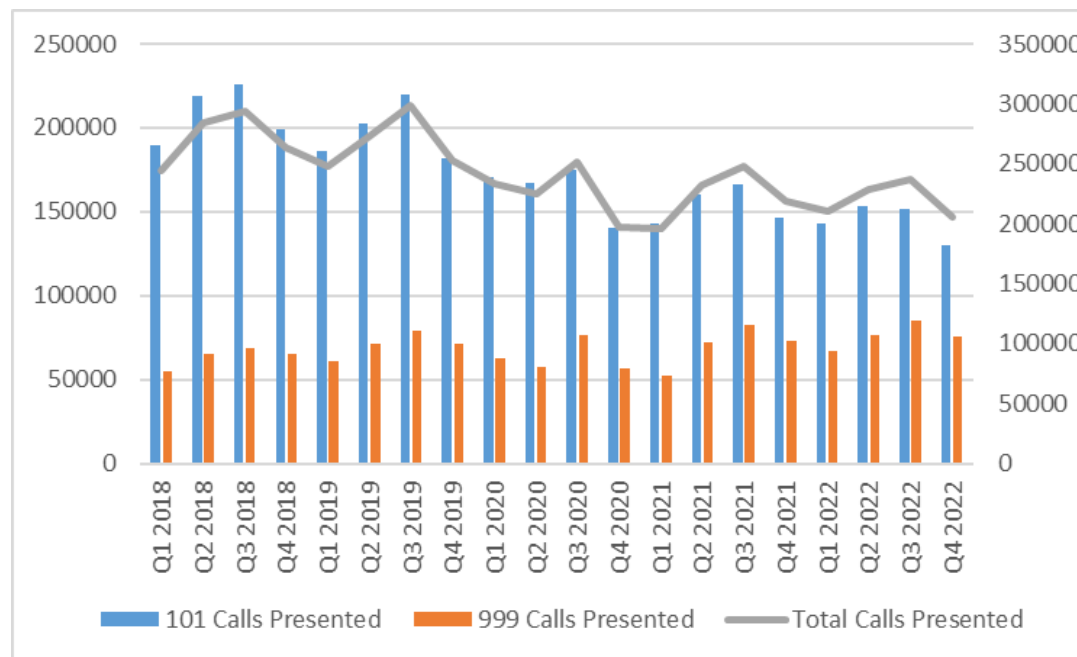
- Force data shows that December's All Crime outcomes hit the highest monthly figure since May 2020 at 13.64%, with Personal Robbery and Hate Crime outcomes both exceeding 20%. It is therefore expected that Lancashire's position Nationally will continue to improve.

Police and Crime Plan Priorities

Efficient and Effective policing

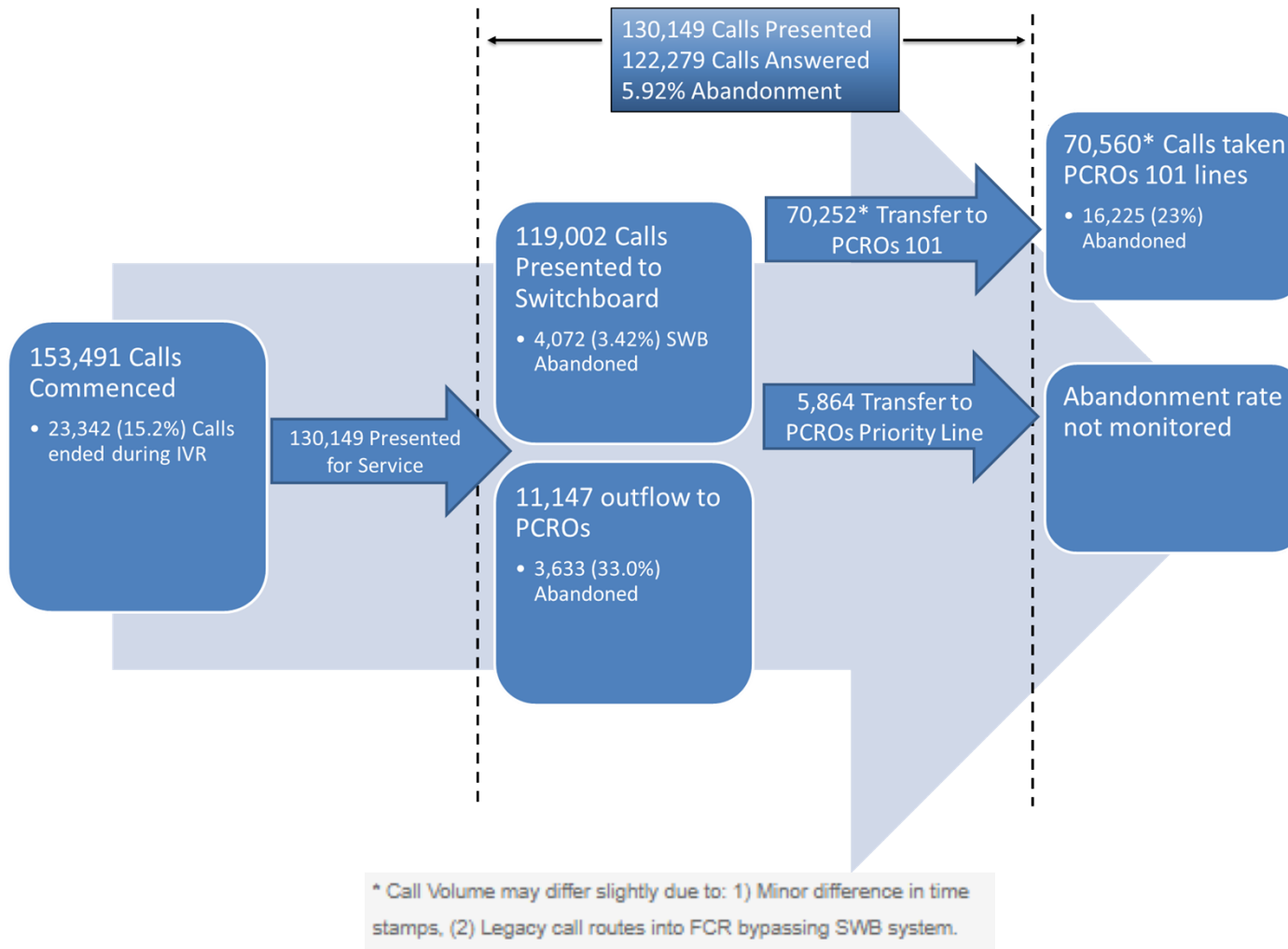
Key Headlines

- The overall number of calls presented has decreased slightly since the summer months. However, the **latest quarter's 999 call volumes were higher than the same period in both 2019 (+6%) and 2021 (+4%)**. In contrast, 101 call volumes were again considerably lower in volume than previous years. Digital demand reached an all-time peak in August 2022, but has decreased since October, in line with the usual seasonal trend.



Call volumes per month 2018 – present (total refers to right axis)

Source: FCR Live Dashboard



101 Call Flow Performance – October to December 2022

Source: FCR Live dashboard, Power BI

- **101 abandonment rates:** The switchboard abandonment rate was 3% between Oct and December, a slight increase from 2% last quarter. The combined abandonment rate, which includes all hours (during switchboard operation and overnight, when Call Operators take 101 calls instead) was 6.0%, an increase of 1% since the last update. For context, 101 abandonment rates in 2019 and 2021 for the same period were 35% and 20% respectively.
- A **101 call-back project** is underway and is expected to further improve 101 performance. The automated function will enable callers who are waiting to select the option of being placed in a queue to receive a call back when an agent becomes available. This aims to reduce abandonment rates and provide a better service as callers should receive an estimated wait time for a return call.
- Following a rapid review, resourcing changes will take effect in March, including changes to the call-takers' rota and implementation of a logistics team with a focus on duty planning, recruitment, and ongoing quality improvement. Training courses are planned for April and September. These changes are expected to positively impact abandonment rates through improved staff coverage across all hours of the day.
- **999 Service Levels have improved dramatically since October**, reaching 91.5% in December, (improving from 60% in September). This improvement followed telephony enhancements which allow supervisors to flex the resourcing of 999 call takers in line with demand, and SLAs have been maintained into 2023 with the figure for the calendar year to date sitting at 93%.

Getting Tough on Anti-Social Behaviour (ASB)

Key Headlines

- **ASB incident volumes continue to track below the previous financial year to date** (see below). The trend in the last quarter tracked just below volumes observed for the same period in 2019. The latest ONS data release reported a 35% decrease Nationally to the end of September 2022 vs. the previous 12 months. Across the last quarter, repeat locations have centred around supermarkets, fast food restaurants and major hospitals. All Districts are showing reductions year to date.

1st April – 31st December	ASB Incident total	Percentage change vs. previous year
2019	43,375	-
2020	72,954	+68%
2021	53,580	-27%
2022	43,062	-20%










ASB Incidents Recorded – Lancashire, 2018/19 to present

Source: Responding Dashboard

- Lancashire’s Prevention and Problem-Solving Command (PPC) were invited to present on Engagement at the NPCC National NHP Conference in Hull in November. Constabulary representatives shared the success of Lancashire Talking and the People’s Voice project, which was highlighted as best practice by HMICFRS during last year’s PEEL inspection. Almost 16% of households are now signed up to Lancashire Talking, which is understood to be the highest representation achieved across UK policing.
- A Fraud Prevention Conference took place on 4th October, which was sponsored by LANPAC and TrueCall, a company that provides nuisance call management products and services. Over 80 delegates attended, including representatives from LVS, Trading Standards and Age UK, alongside LANPAC and the Constabulary’s Economic Crime Unit. The aim of the Conference was to help raise awareness of the risks of fraud, and to identify how partners can work together to support victims and prevent further victimisation.

- 3 ASB Summits were organised by the OPCC and were supported by the Constabulary, including presentations by Senior Leaders in each BCU. The events brought multi-agency partners together and Rebecca Bryant OBE, Chief Executive of Resolve, a specialist of Community Safety and ASB for 18 years, also attended and presented.

Disrupting and Dismantling Organised Crime

PURSUING OFFENDERS: REDUCING THEIR CAPABILITY & FINANCIAL GAIN				
 <p>283 arrests 90 charges</p>	 <p>12 people convicted 59.4 years imprisonment</p>	 <p>7 preventative orders obtained</p>	 <p>21 cash seizures (£30801)</p>	<p>155 Minor 36 Moderate 3 None 3 Major Overall Disruption 197</p>
 <p>0 Firearms recovered 0 rounds of ammunition</p>			 <p>8.8 kg Class A drugs seized and 0.6 kg Class B seized & 688 Plants</p> 	
PREVENTING & PROTECTING SERIOUS ORGANISED CRIME				
<p>multi- 21agency meetings held</p>	<p>Worked in Partnership with different agencies to prevent & protect against serious & organised crime</p>		<p>Prevent Initiatives SOC Diversion (MASP) ROC</p>	<p>23 Adults Safeguarded 9 Children Safeguarded</p>

October – December 2022; Source: PAM system

Key Headlines

- **Operation Warrior**, a force-wide approach to tackling SOC launched internally with a dedicated intranet site and briefings delivered to frontline officers and Lead Responsible Officers; and externally with a link to Crimestoppers reporting and awareness raising through multimedia. Social media posts reached over 290k users and drew over 3000 interactions. Crimestoppers intelligence will be monitored throughout as a measure of effectiveness.
- The inaugural **NPCC National Personal Robbery week of action** ran from 10- 17th December. Locally, the week was successful with targeted patrols of hotspots in each division, community engagement and social media robbery prevention advice resulting in nine arrests, 131 stop and searches and the arrest of five wanted offenders.
- MASP (Multi Agency Support Panels) support children who are presenting with early indicators or vulnerability for Child Criminal Exploitation & SOC. Through the Violence Reduction Network, the Constabulary is keen to support the roll out of MASP through early intervention Inspectors and funding streams are being explored to support a co-ordination role.
- The **Serious Violence Duty: Statutory Guidance** was published by the Home Office in December 2022. The Constabulary will work closely with the OPCC to ensure funding attributed to the Duty is focused on areas which support multiagency delivery.

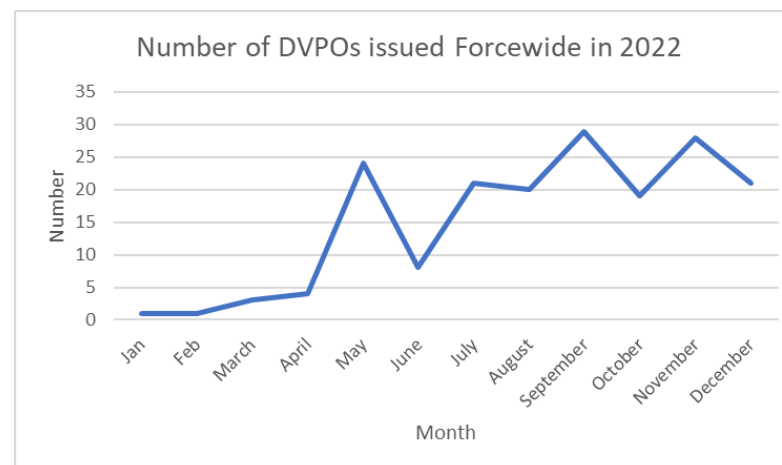
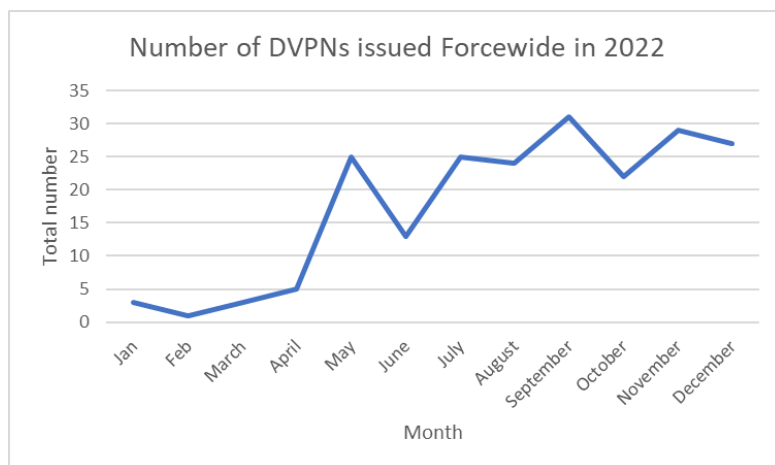
Tackling Domestic Abuse (DA) and Sexual Violence

1 st April – 31 st December	DA Crime total	Percentage change vs. previous year
2019	16,353	-
2020	17,765	+9%
2021	19,738	+11%
2022	18,659	-5%

Key Headlines

- During November and December, **DA incidents fell to the lowest levels of the last five years**, with the exception of 2020 in the midst of the pandemic. **DA crime volumes have been reducing since a peak in August and have been tracking slightly below 2021/22 levels for most of this year.** The latest quarter has seen the lowest monthly totals recorded since late 2020.
- The proportion of **DA victims satisfied with the police service they received is stable** – sitting at 83% for the last 12 months. New surveys for DA and Stalking victims launched in December (as mandated Nationally). Almost 92% were satisfied with the initial contact process and 100% of those who reported via the Public Engagement portal found it easy to use. 95% reported that police treated them with respect.
- Recorded Rape and Other Sexual Offences have been on a downward trend since the Summer months and both have reduced in the financial year to date in comparison with 2021/22.
- To fulfil the requirements of a new Home Office Annual Data Return (ADR722), regarding mobile phones seized from Adult Rape Victims, a question set has been devised and tested within CONNECT. Officers will complete the questions for all adult rape investigations where phone data is required, and Corporate Analysts will monitor both the volume of victims' phones seized and the speed with which they are returned.

- Senior Leaders attended the Violence Against Women and Girls Criminal Justice Road Show on 18th January in Manchester. The event focused on the work of the National VAWG Task Force, discussed the impending VAWG performance pack, refreshed CJ scorecards and CJS reform such as the Victims’ Bill.
- In December, The PPC’s Chief Inspector visited Northampton to observe Northampton Guardians, a response to VAWG which has been running successfully for 12 months. The operation deploys police volunteers into the Night-Time Economy to prevent sexually motivated and predatory crime against women and girls and has achieved considerable reductions in police deployments, whilst increasing public confidence. This learning will be fed into Lancashire’s Operation Night Guardian.



DVPN	Jan	Feb	March	April	May	June	July	August	September	October	November	December
	3	1	3	5	25	13	25	24	31	22	29	27
DVPO	Jan	Feb	March	April	May	June	July	August	September	October	November	December
	1	1	3	4	24	8	21	20	29	19	28	21

- **Increases in the use of protective and preventative orders have been sustained** (see above). The Public Protection Unit, Corporate Analysts, Legal Services and the Civil Orders Team have developed a coordinated recording process and BI dashboard for tracking the volume of all proactive orders issued force wide. Previously data was held in multiple spreadsheets across departments and manual collation was required for monitoring and/or reporting. The database went live on 1st December and the dashboard is in testing.
- A **Domestic Abuse Round Table event** took place on Tuesday 31st January 2023 attended by the Chief Constable, ACC Crime, OPCC, Local Authority Chief Executives and Strategic leads from all statutory agencies, together with supporting organisations including Lancashire Victim Service and the Wish centre. The event was organised by the Joint Partnership Business Unit in conjunction with the VRN and provided a National overview from the DA Commissioner's Office and NPCC lead Assistant Commissioner Louisa Rolfe, followed by the Director of Public Health for LCC - Sakthi Karunanithi. Plenary sessions provided opportunity for in depth discussion of areas for development, opportunities and strengths across partners. Next steps will see strategic leads sign up to a Domestic Abuse Partnership Pledge, articulating our joint commitment, priorities and outcomes through a shared vision.
- On 1st February, Lancashire Police held an **internal practitioner development day**, following on from the strategic event. The Joint Partnership Business Unit now intend to consolidate the themes, views and ideas from the Round Table with further consultation from all agencies, balanced against statutory responsibilities and the joint outcomes framework. Independent scrutiny of the partnership approach to DA has been commissioned through CSAP. This will then inform a series of multi-agency master classes through 2023 to improve and develop a collective approach.

Cracking Down on Burglary and Robbery

Key Headlines

- All offence categories with the exception of Business Robbery have decreased compared with the previous financial year to date and all also remain at a lower volume than the same period in 2019/20 – see table below. Residential burglary volumes reached their lowest point in the last five years during December. A notable increase was observed in East division during November but following tactical interventions including the apprehension of a known offender, levels in December were more comparable with earlier in the year.

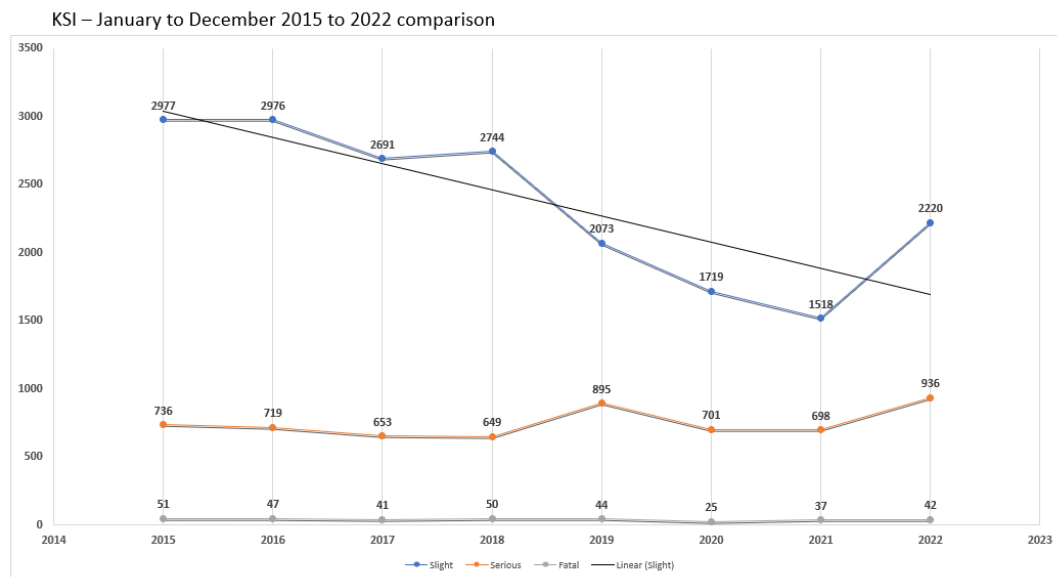
1st April – 31st December	Burglary Business and Community Crime total	Percentage change vs. previous year
2019	3,208	-
2020	2,133	-34%
2021	2,029	-5%
2022	1,979	-2.5%
1st April – 31st December	Burglary Residential Crime total	Percentage change vs. previous year
2019	5,565	-
2020	4,255	-24%
2021	3,830	-10%
2022	3,701	-3%
1st April – 31st December	Robbery Personal Crime total	Percentage change vs. previous year
2019	876	-
2020	669	-24%
2021	744	+11%
2022	722	-3%

1st April – 31st December	Robbery Business Crime total	Percentage change vs. previous year
2019	69	-
2020	34	-51%
2021	44	+30%
2022	56	+27%

- Super Cocooning is set to be launched across the Constabulary as part of the Neighbourhood Week of Action from 23rd January 2023. Neighbourhood Officers and Staff will revisit victims of Residential Burglary and the neighbouring properties. They will offer reassurance and crime prevention advice to reduce the potential for repeat/near repeat victimisation of properties.
- GoodSAM software will be applied to Burglary later this year, enabling the monitoring of police activity in Hot Spot Areas (identified as high risk of near repeat victimisation through Optimal Foraging Theory). It will be available on all mobile devices and will facilitate analysis of the impact of targeted activity in preventing further crime.
- Lancashire is part of a National Working Group aimed at developing a consistent set of metrics to monitor Residential Burglary. Once developed, these will be presented to the NPCC Lead and proposed for national roll out.
- Operation Cleanslate aims to develop a consistent approach across the Constabulary to the way in which offences are Taken into Consideration (TIC). TICs are effective in supporting victims of crime and enabling offenders to admit the totality of their offending. Work is ongoing to review internal processes and maximise support from the CPS and Courts.

8. Targeting Dangerous Drivers

Key Headlines



*Injury Collisions Report to the DfT on a calendar year and not a financial year timeframe.

_____Source: Internal data and Collision Reporting and Sharing System- CRaSH

- In 2023 to date, there have been 4 fatal and 66 serious injury collisions finalised and submitted to DfT.
- Analysis and study of December 2022 has identified the highest rate on record of road traffic collisions as a result of impairments; alcohol and/or drugs. During December 2022, 20.5% of KSI collisions were linked to drink or drug driving, a sharp contrast to 10.8% in 2021. Of all injury collisions, 13.2% were impairment linked, another record high.

- RTC fatalities have largely stabilised, in 2022 there were 42 fatal RTC's compared to 37 in 2021. This is a trend that is reflected nationally.
- Throughout 2022, The County recorded the **lowest number of motorcycle casualties on record** and the fewest motorcycle fatalities since 2017. HQ Operations continue with both enforcement and engagement through BikeSafe activities and Operation Sawfish.
- **Operation Limit** ran from 21st November until the end of December and focused on impairment through drink and drug driving. In total, **343 arrests** were made, of which 38 (11%) were also targets of Operation Virage, (intelligence-led targeting) and the split was approximately 50/50 split for drink or drugs impairment. In addition to these arrests, 963 officer issued Traffic Offence Reports, 406 reports for summons and 276 seizures for no insurance were undertaken.
- **Op Snap** – Since October 2021, there have been 3,012 digital submissions from the public and 60% have been actionable. In that time 1,527 NIP/172 letters have been sent out. So far 838 have been completed of which 240 (29%) completed a retraining course, 309 (37%) complied with the fixed penalty, 218 (26%) were prosecuted with 71 (8%) being cancelled for a variety of reasons which includes insufficient evidence, driver identity, cloned plates, etc. The Safer Roads Unit are currently recruiting for 4 x part-time police staff OpSnap Investigation Officers (2 x FTE) and once they are in place there will be another media push to promote OpSnap with a view to increasing public awareness and in turn the number of submissions. A report on the first full year is currently being written which summarises the key findings from this project and this should be available in February 2023.
- **Officer issued TORs for the whole of 2022 were just under 2000 higher than in 2021 (+40%)** which reflects the Constabulary's improving capability and capacity owing to a focus on recruitment to specialist teams, the undertaking of Traffic Officer training (now provided in-house) and the refreshed advanced fleet reaching operational balance.