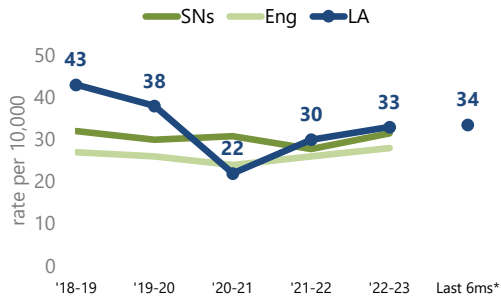


Children Looked After (CLA) started and ceased in the last 6 months

from 30/08/2023  
to 29/02/2024

### 67 CLA started in the last 6 months

Rate of CLA started per 10,000 children

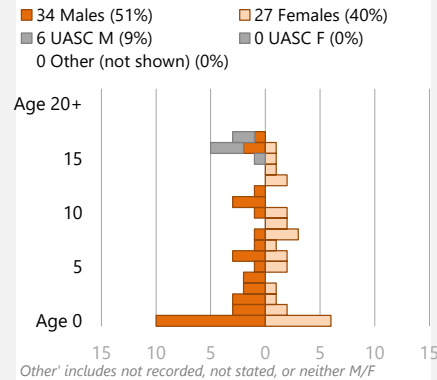


\*Annualised rate for comparison purposes

6 of the 67 CLA starters were unaccompanied asylum seeking children (UASC)

9%

Age and gender



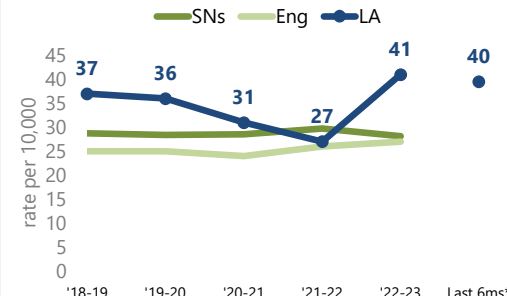
Other\* includes not recorded, not stated, or neither M/F

3 of the 67 CLA starters have previously been looked after

4%

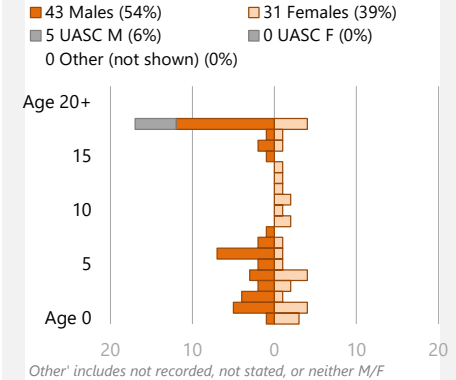
### 79 CLA ceased in the last 6 months

Rate of CLA ceased per 10,000 children



\*Annualised rate for comparison purposes

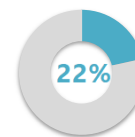
Age and gender



Other\* includes not recorded, not stated, or neither M/F

#### Reason episode of care ceased

##### Adopted

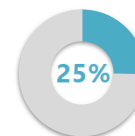


Last 6 months	2022-23 (published)		
	LA	SNs	Eng
22%	13%	15%	9%

##### Number of CLA ceased by reason in the period

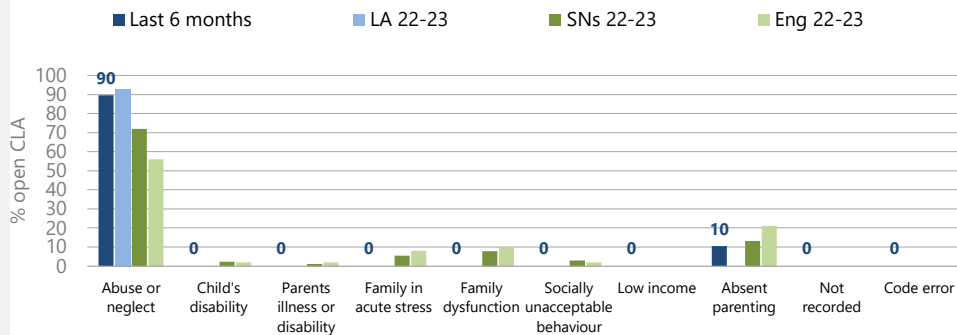
Adopted	17
Died	0
Care taken by another LA	1
Returned home to live with parents/ relatives	13
Live with parents/relatives (not PR)	13
Residence order granted	0
Special Guardianship Orders	20
Moved into independent living	1
Transferred to residential care funded by ASS	1
Sentenced to custody	1
Accommodation on remand ended	0
Age assessment determined child was 18+	0
Child moved abroad	0
Any other reason	12
Not recorded / Error	0

##### Special Guardianship Order



Last 6 months	2022-23 (published)		
	LA	SNs	Eng
25%	-	9%	12%

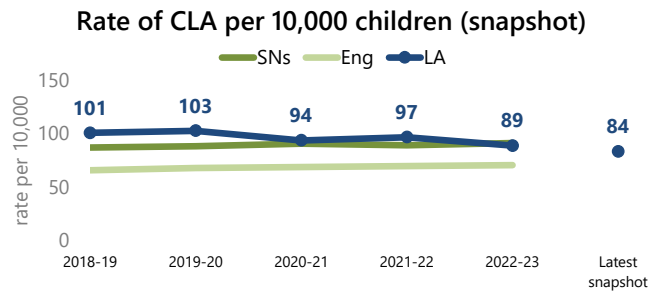
#### Comparing the primary need of CLA starters



Children Looked After (CLA) with an open episode of care

Snapshot 29/02/2024

### 335 Children Looked After (CLA) with an open episode of care



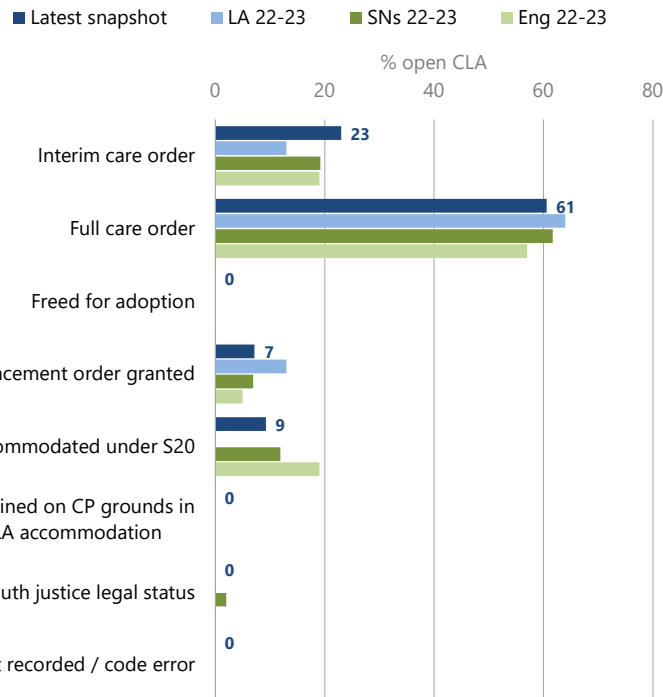
#### Ethnic background

	All CLA	Not UASC	UASC
White	76%	80%	0%
Mixed	7%	8%	6%
Asian or Asian British	11%	9%	41%
Black or black British	1%	0%	12%
Other ethnic group	4%	2%	41%
Not stated	1%	1%	0%
Not recorded	0%	0%	0%

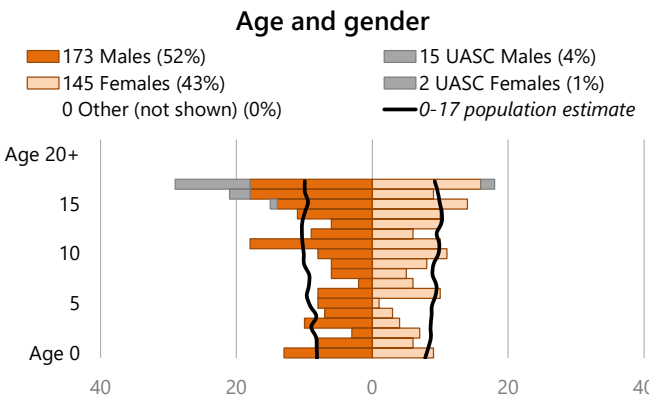
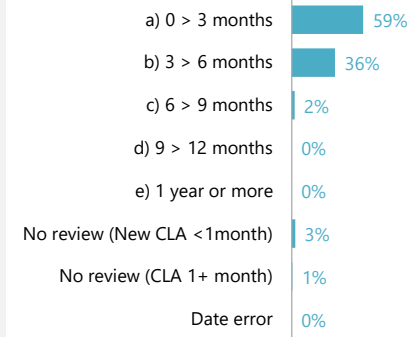
30 children (9%) with a disability

See page 25 for comparisons

#### Comparing legal status of open CLA (snapshot)



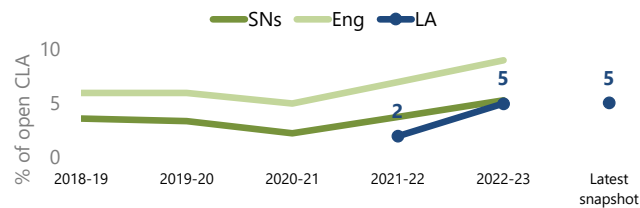
#### Time since latest review



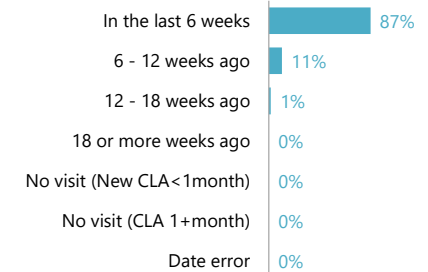
Other\* includes not recorded, not stated, or neither M/F

#### 17 open unaccompanied asylum seeking children (UASC)

#### UASC as a percentage of CLA (snapshot)



#### Time since the child was last seen

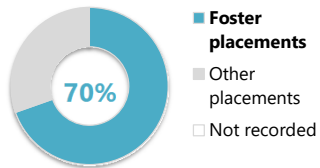


Children Looked After (CLA) placements

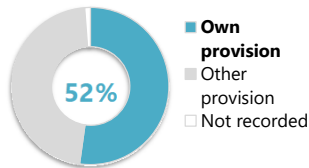
Snapshot 29/02/2024

CLA placements by type and provision

Foster placements



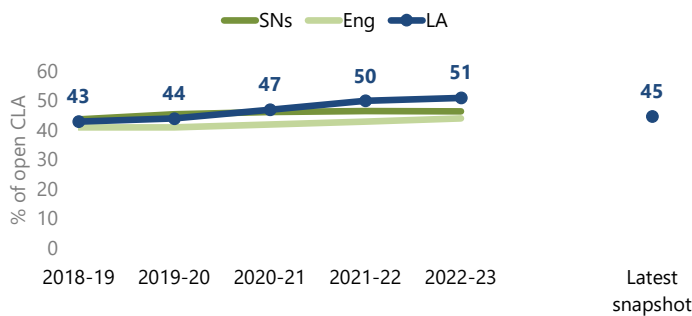
Own provision



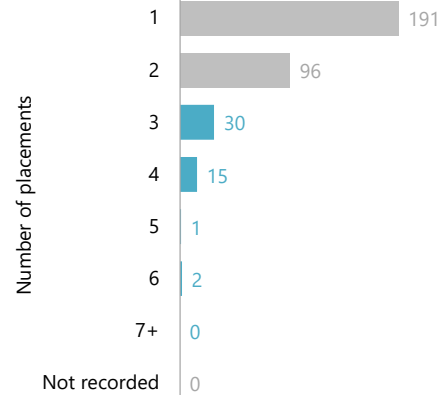
LA 2022-23	64%	LA 2022-23	48%
SNs 2022-23	70%	SNs 2022-23	49%
Eng 2022-23	68%	Eng 2022-23	44%

Placement type (open CLA)	Own LA	Private	Other	Total
Foster placement	169	59	5	233
Placed for adoption	5	0	8	13
Placed with parents	0	0	25	25
Independent living	0	0	0	0
Residential employment	0	0	0	0
Residential accommodation	0	23	2	25
Secure Children's Homes	0	0	0	0
Children's Homes	0	28	0	28
Residential Care Home	0	0	0	0
NHS/Health Trust	0	0	0	0
Family Centre	0	4	0	4
Young Offender Institution	0	0	0	0
Residential school	0	0	0	0
Other placements	1	1	5	7
Temporary placement	0	0	0	0
Total placements	175	115	45	335

CLA placements out of borough

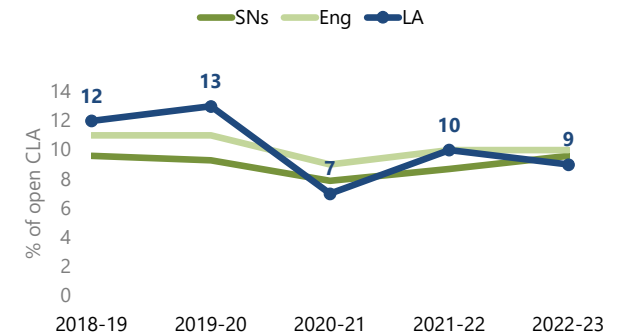


Number of placements in the last 12 months



May include "status" changes as well as placements

Comparing short term placement stability



Due to limited data in the Annex A dataset, ChAT does not present short-term stability alongside published statistics

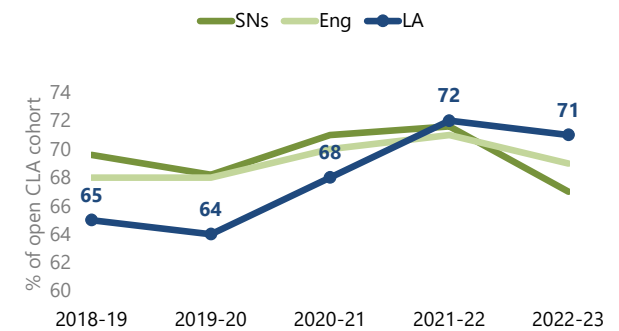
Duration of placements

Duration of latest placement for each current CLA aged under 16 who have been looked after for 2½ years or more



May include "status" changes as well as placements

Comparing long term placement stability



Due to limited data in the Annex A dataset, ChAT does not present long-term stability alongside published statistics

Children Looked After (CLA) health and missing/absent from placement

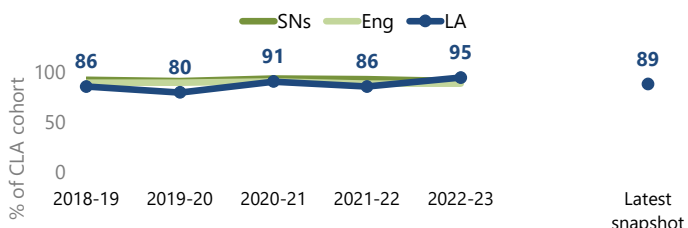
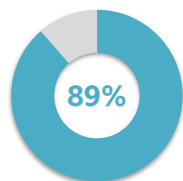
Snapshot 29/02/2024

### Health

227 current open CLA looked after for at least 12 months

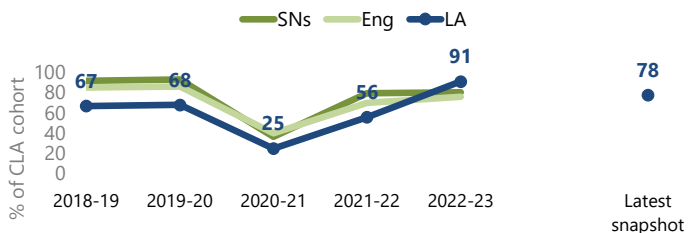
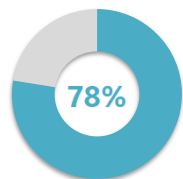
#### Health assessments

Current open CLA who have been looked after for at least 12 months with an up to date health assessment (in the last 6 months for CLA aged under 5, and in the last 12 months for CLA aged 5-plus)



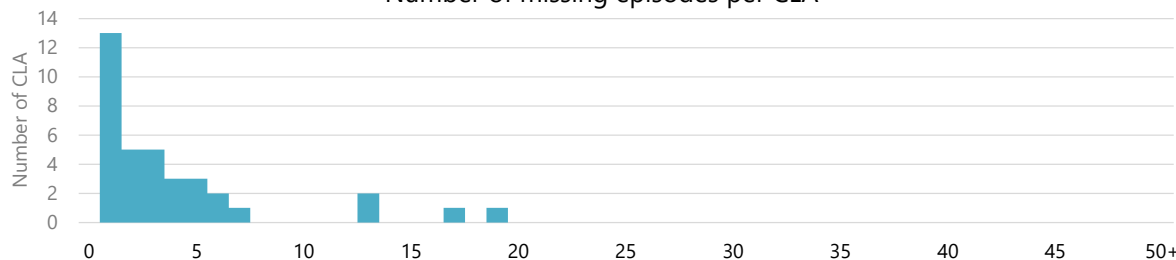
#### Dental checks

Current open CLA who have been looked after for at least 12 months who have had a dental check in the last 12 months.



### Missing from placement

Number of missing episodes per CLA

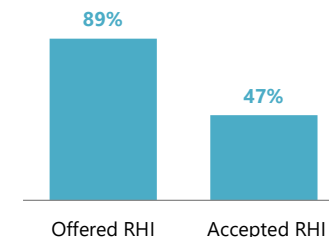


36 of 414 looked after children had a missing incident in the last 12 months

	Latest data	LA 22-23	SNs 22-23	Eng 22-23
Number of all CLA with a missing incident	36 of 414	39		
Percentage of all CLA with a missing incident	9%	8%	11%	11%
Total number of missing incidents for all CLA	146	212		
Average number of incidents per CLA who went missing	4.1	5.4	5.9	6.4

#### Missing incidents - return home interviews

	Latest data
Missing children offered return interview	32 of 36 89%
Missing children not offered return interview	0 of 36 0%
Missing children return interview offer not recorded	4 of 36 11%
Missing children where return interview was n/a	0 of 36 0%



	Latest data
Missing children accepted return interview	15 of 32 47%
Missing children not accepted return interview	17 of 32 53%
Missing children return interview acceptance not recorded	0 of 32 0%

### Absent from placement

0 of 414 looked after children had an absent incident in the last 12 months

	Latest data	LA 22-23	SNs 22-23	Eng 22-23
Number of all CLA with an absent incident	0 of 414	0		
Percentage of all CLA with an absent incident	0%	0%	1%	2%
Total number of absent incidents for all CLA	0	0		
Average number of incidents per CLA who were absent	-	0.0	1.4	4.0

Care leavers eligibility, PA allocation and pathway plans

Snapshot 29/02/2024

### 343 care leavers who have reached the threshold for receiving leaving care services

#### Care leavers by age and eligibility

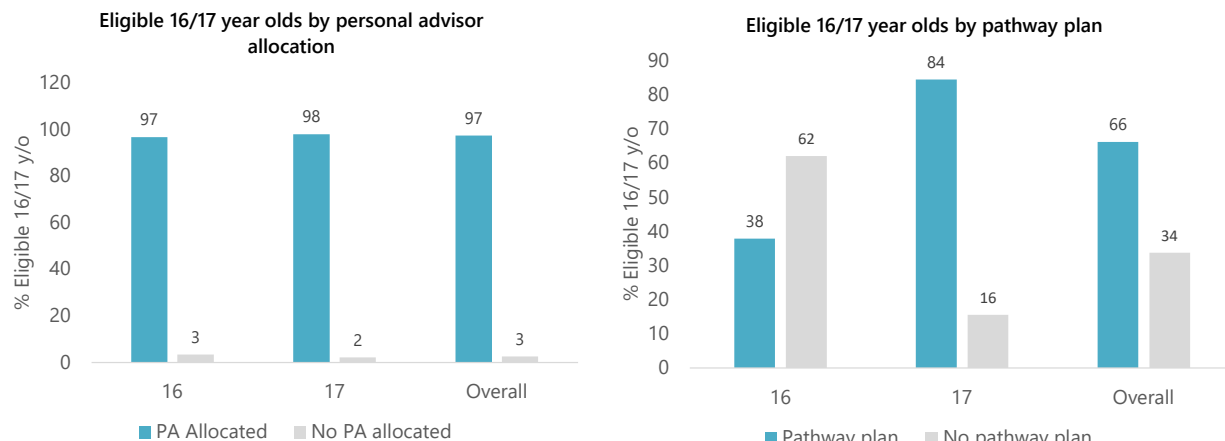
(where highlighted, please check eligibility/age criteria)

	Eligible	Relevant	Former Relevant	Qualifying	Other	Total
16	29	1	0	0	0	30
17	45	5	0	0	0	50
18	0	1	45	2	0	48
19	0	0	41	2	0	43
20	0	0	26	3	0	29
21	0	0	34	1	0	35
22	0	0	37	2	0	39
23	0	0	35	0	0	35
24	0	0	34	0	0	34
Other	0	0	0	0	0	0
Total	74	7	252	10	0	343

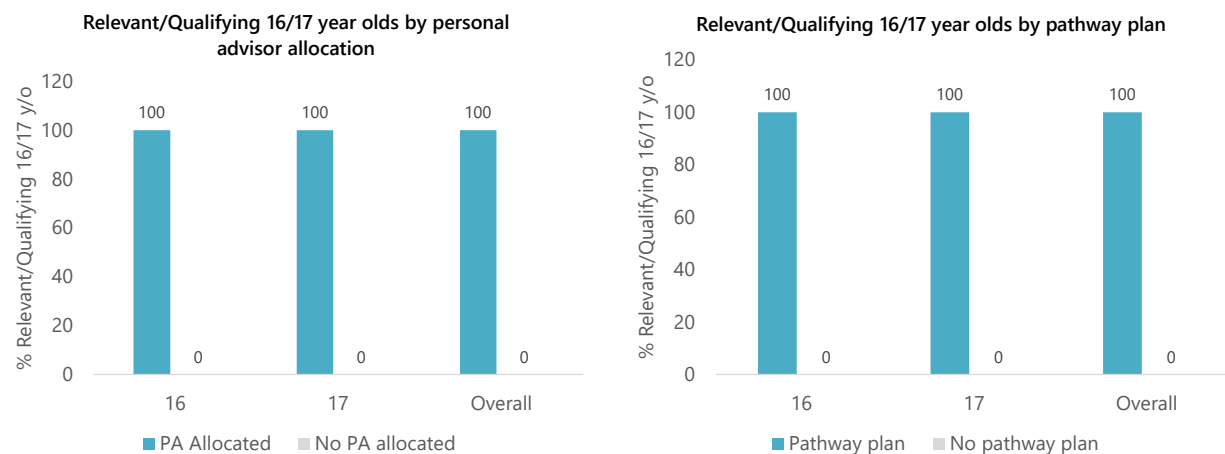
#### Care leaver eligibility summary (please refer to DfE guidance for full eligibility criteria)

<b>Eligible</b>	<ul style="list-style-type: none"> <li>~ Age 16 or 17</li> <li>~ Has been looked after for at least 13 weeks since age 14 (can be multiple periods)</li> <li>~ Currently looked after</li> </ul>
<b>Relevant</b>	<ul style="list-style-type: none"> <li>~ Age 16 or 17</li> <li>~ Has been looked after for at least 13 weeks since age 14 (can be multiple periods)</li> <li>~ Looked after on or after their 16th birthday</li> <li>~ No longer looked after</li> </ul>
<b>Former Relevant</b>	<ul style="list-style-type: none"> <li>~ Aged between 18 and 25</li> <li>~ Previously an eligible or relevant child (see above definitions)</li> </ul>
<b>Qualifying (Annex A requires only those requesting and receiving a service)</b>	<ul style="list-style-type: none"> <li>~ Aged between 16 and 21 (or 25 if in education)</li> <li>~ Looked after on or after their 16th birthday</li> <li>~ <b>Not</b> looked after for at least 13 weeks since age 14 or</li> <li>~ privately fostered after the age of 16 but before the age of 18 or</li> <li>~ were looked after prior to becoming subject to a SGO</li> </ul>

#### Eligible Children (16/17 year olds) - comparing personal advisor allocation and pathway plans



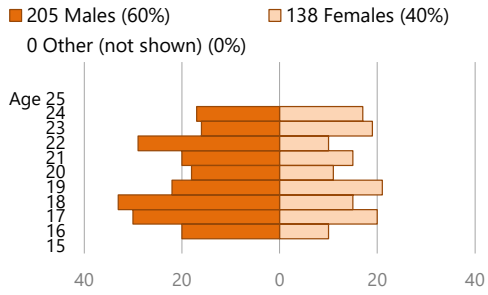
#### Relevant and Qualifying Children (16/17 year olds) - comparing personal advisor allocation and pathway plans



Care leavers demographics and UASC

Snapshot 29/02/2024

Age and gender



Ethnic background

White	66%
Mixed	6%
Asian or Asian British	17%
Black or black British	1%
Other ethnic group	10%
Not stated	0%
Not recorded	0%

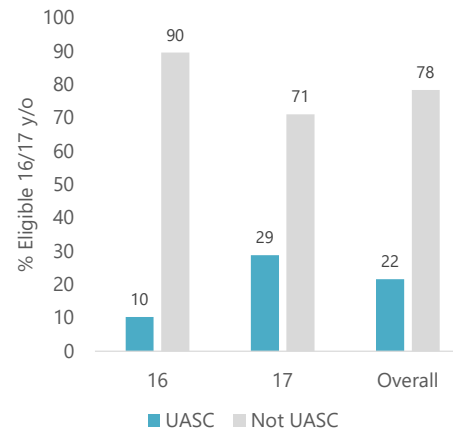
See page 25 for comparisons

42 (12%) care leavers with a disability

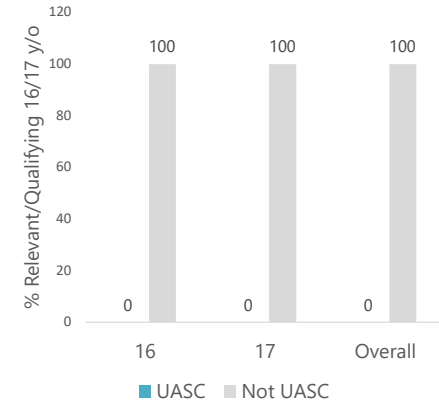
Other\* includes not recorded, not stated, or neither M/F

Care leavers - UASC/Former UASC (16/17 year olds)

Eligible 16/17 year olds by UASC Status

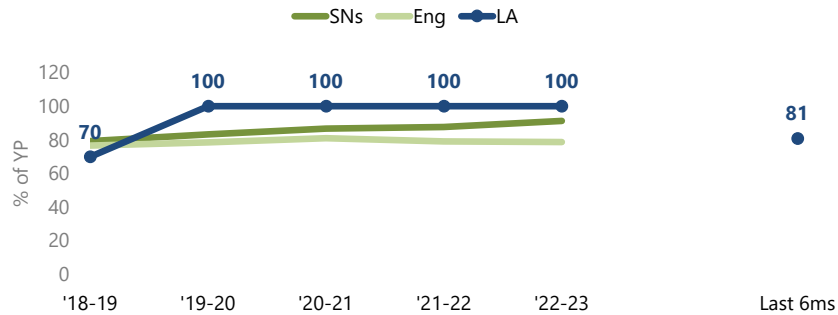


Relevant/qualifying 16/17 year olds by UASC Status



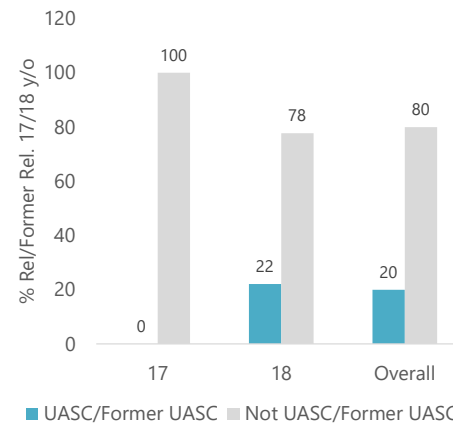
Remained in care until aged 18

YP who ceased to be looked after aged 16-plus who were looked after until their 18th birthday

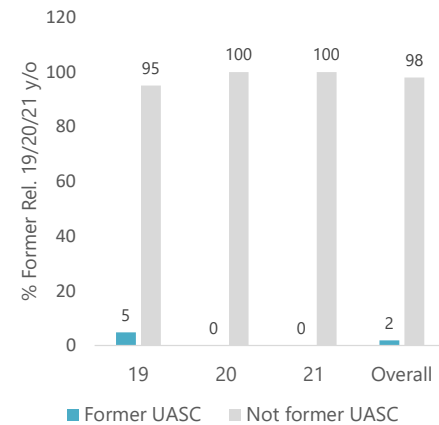


Care leavers - UASC/Former UASC (17/18 & 19/20/21 year olds)

Relevant/former relevant 17/18 year olds by UASC Status

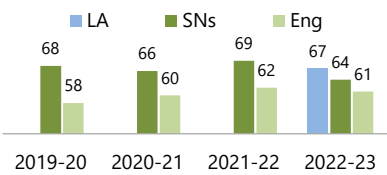


Former relevant 19/20/21 year olds by UASC Status

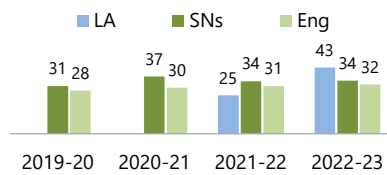


Remain with former foster carer

Aged 18

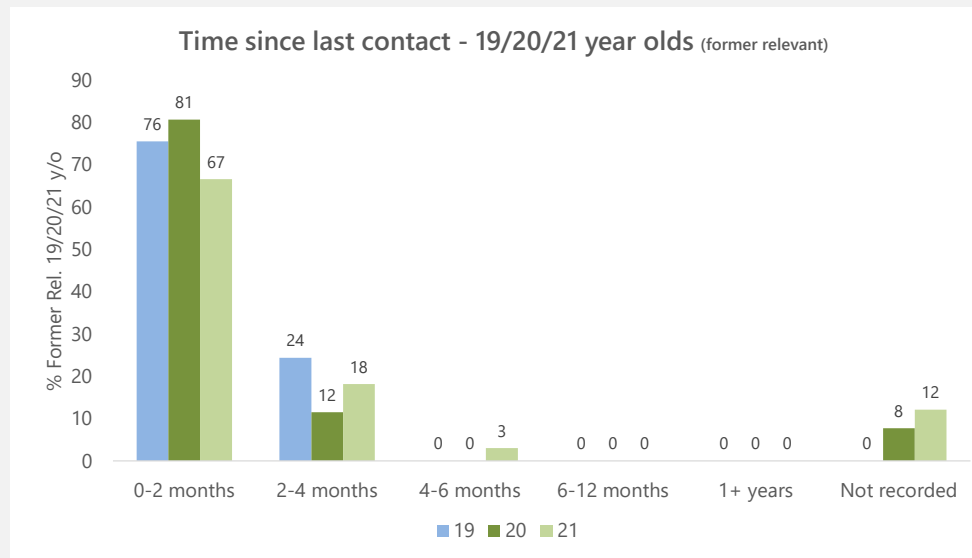
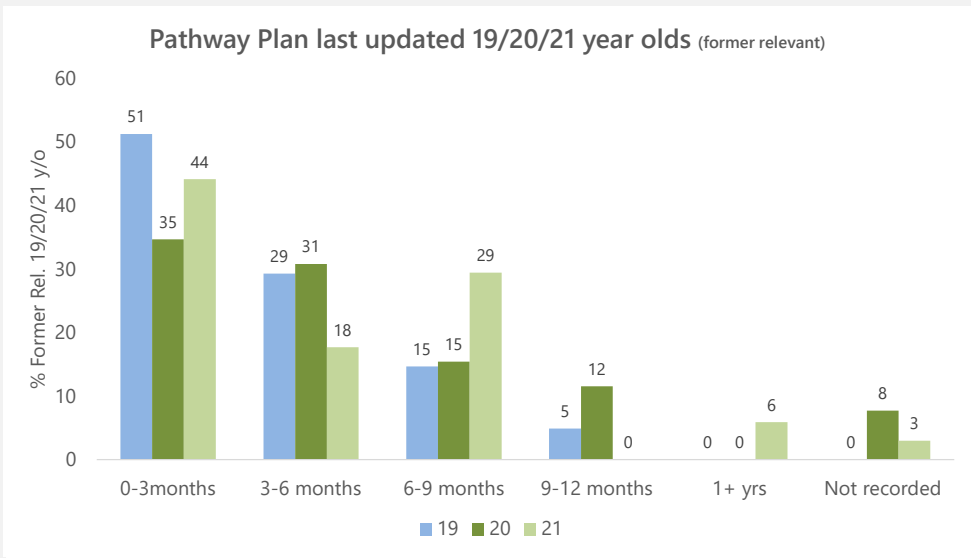
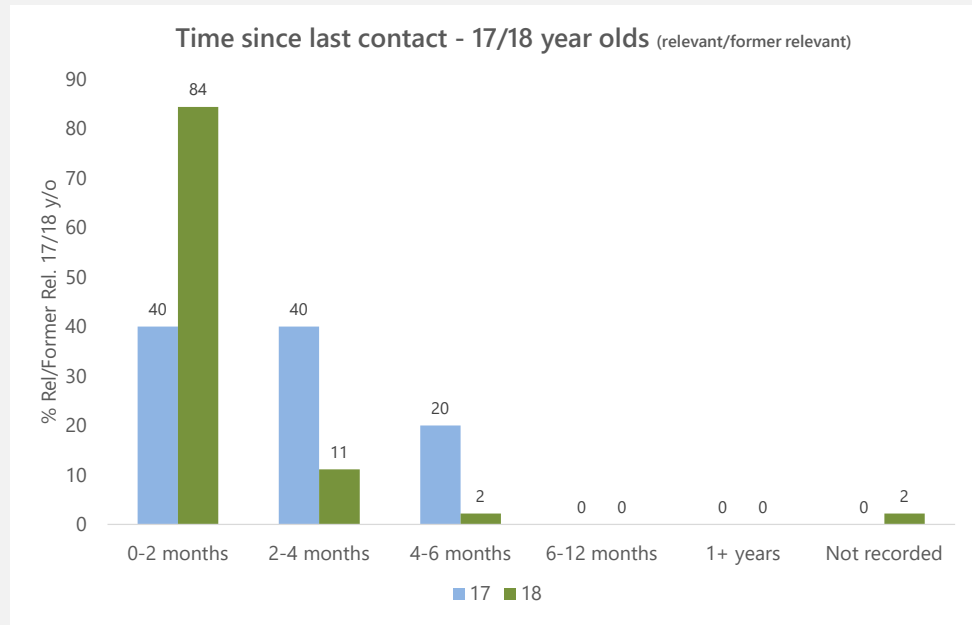
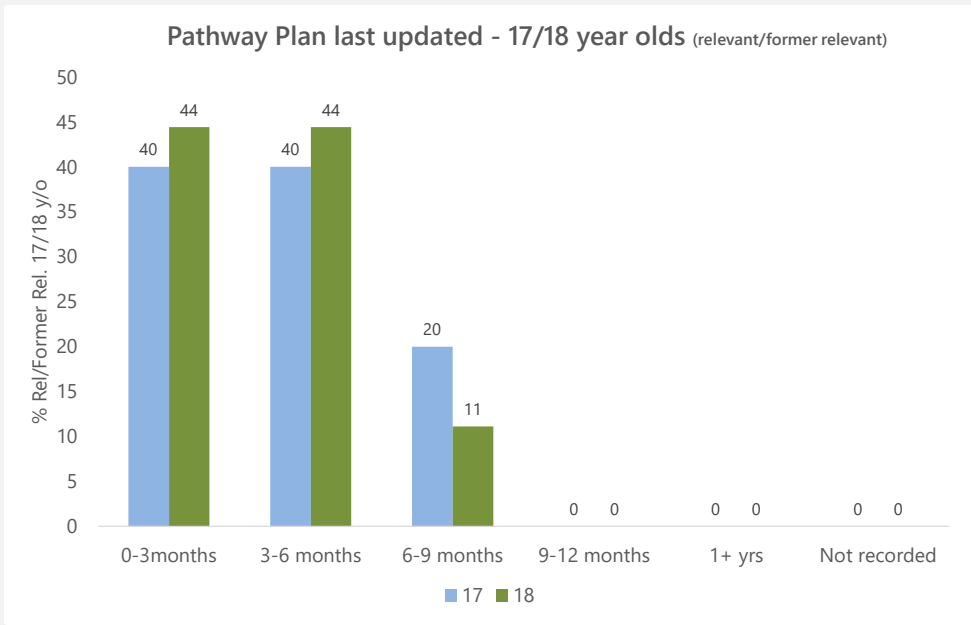


Aged 19-20



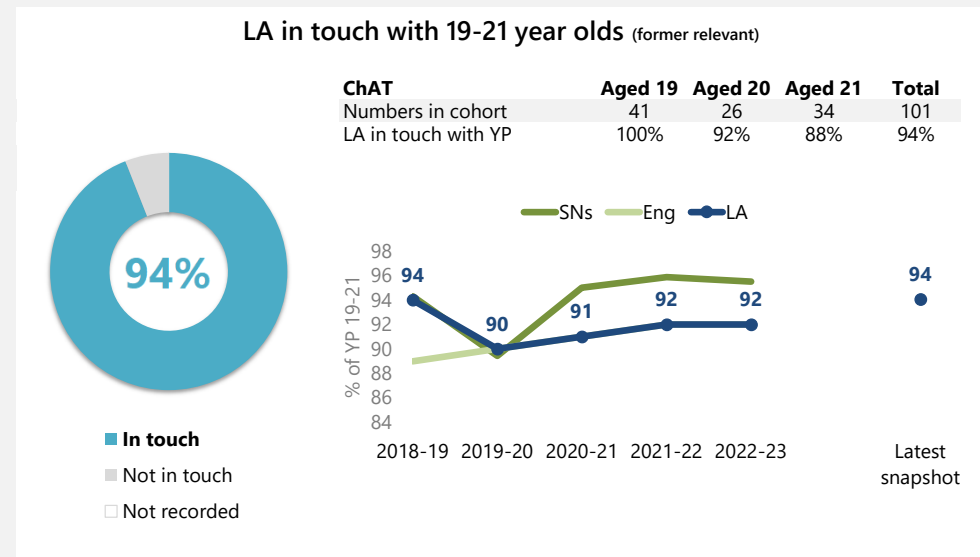
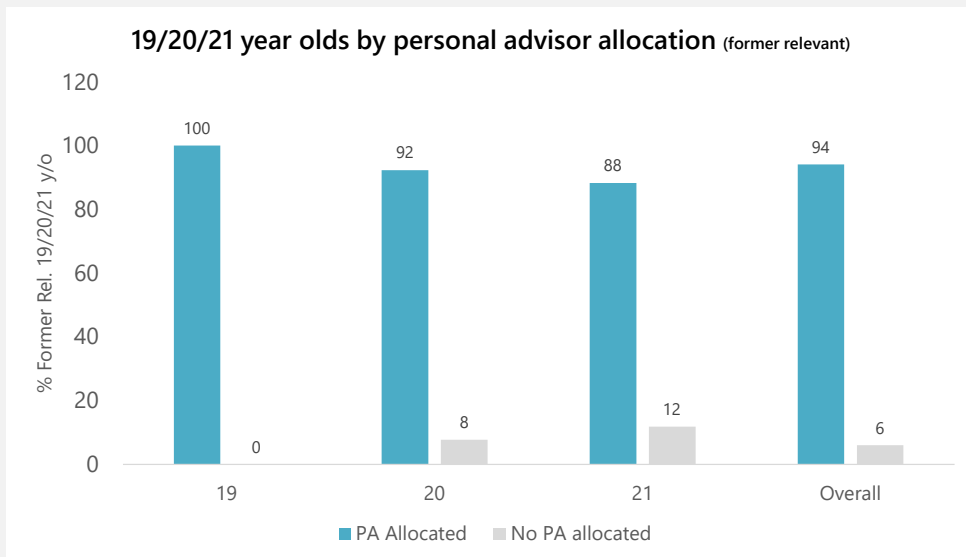
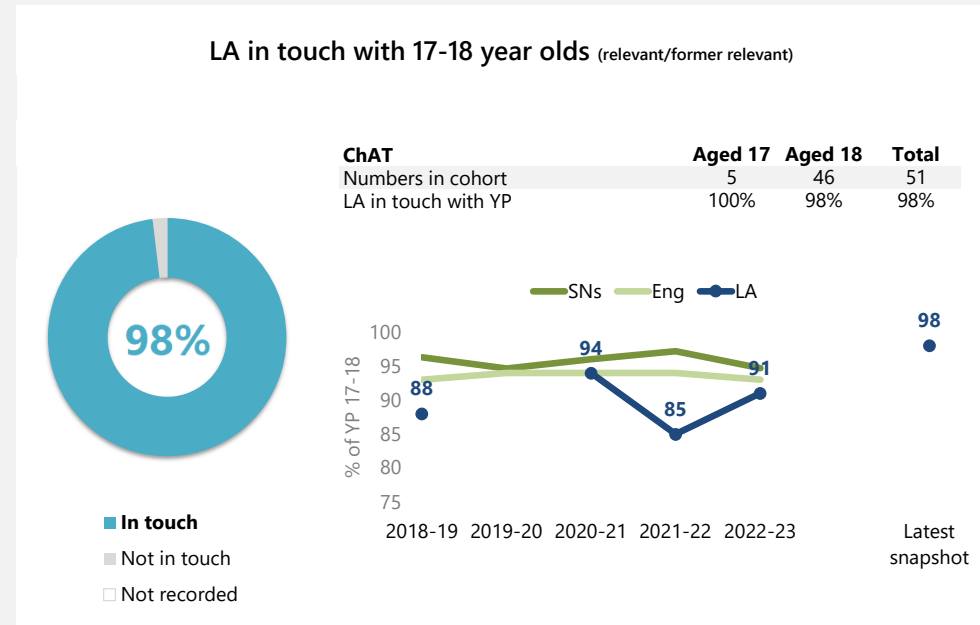
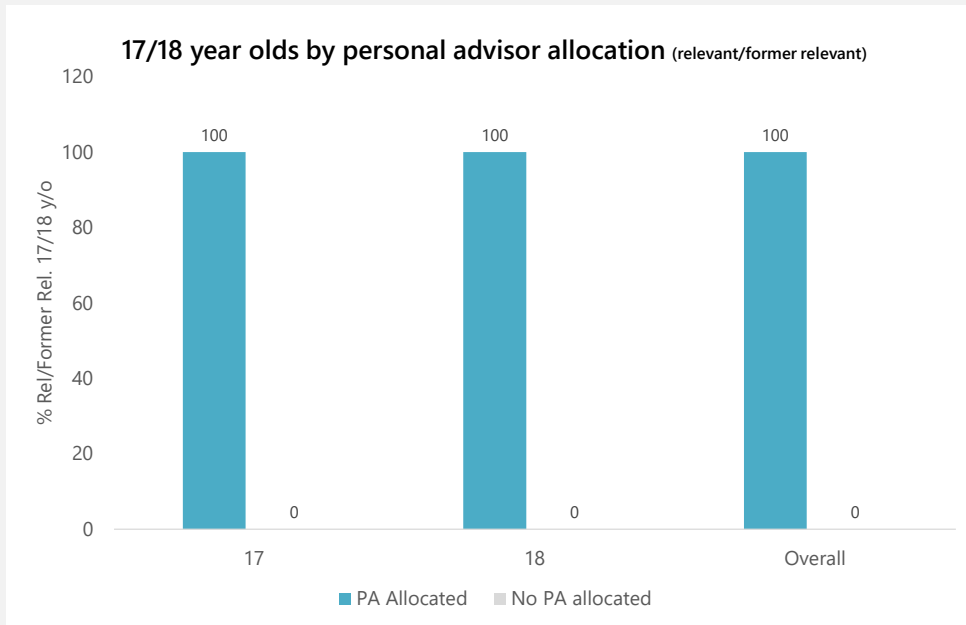
Care leavers pathway plan and contact timescales

Snapshot 29/02/2024



Care leavers PA allocation and in touch

Snapshot 29/02/2024

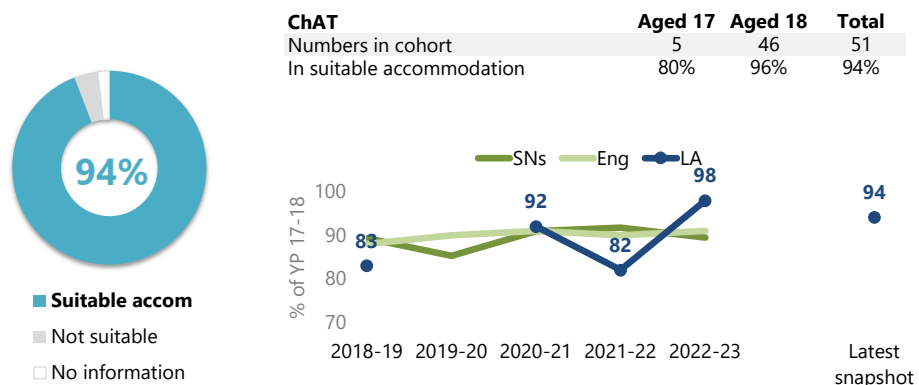




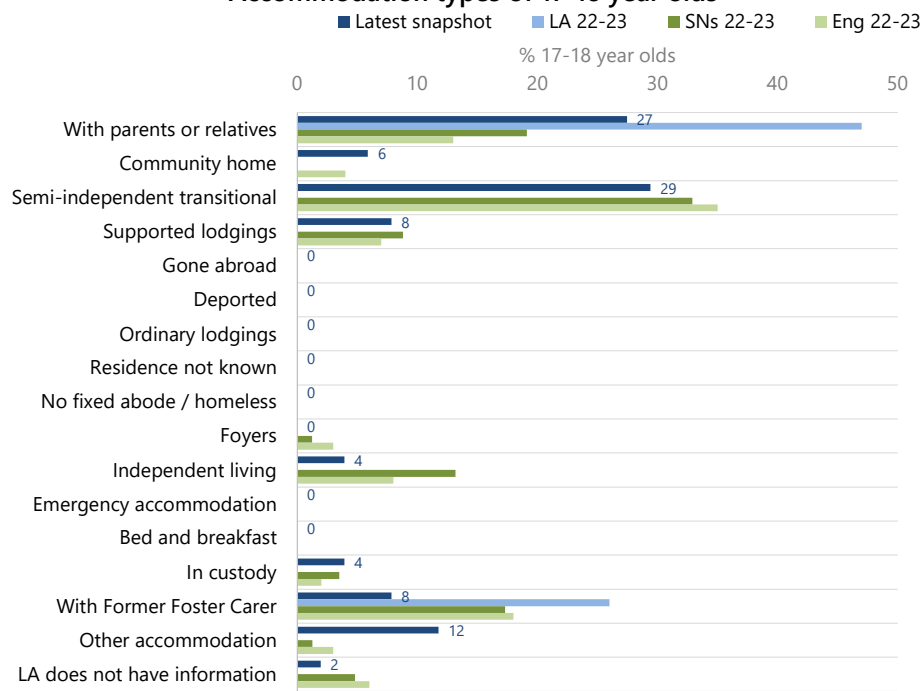
Care leavers accommodation suitability and type

Snapshot 29/02/2024

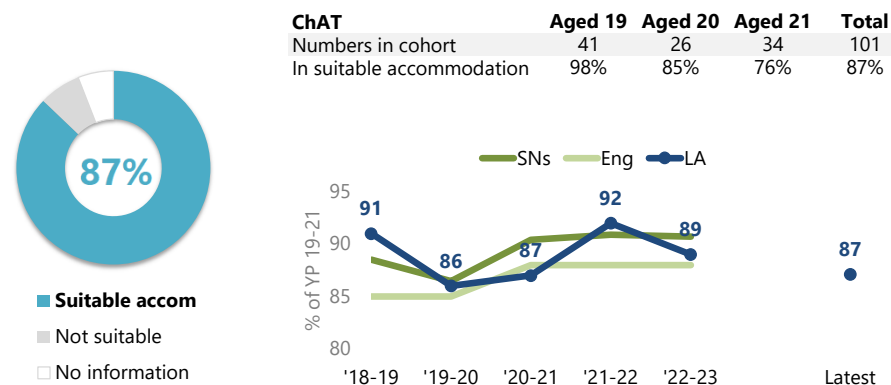
Accommodation suitability of 17-18 year olds (relevant/former relevant)



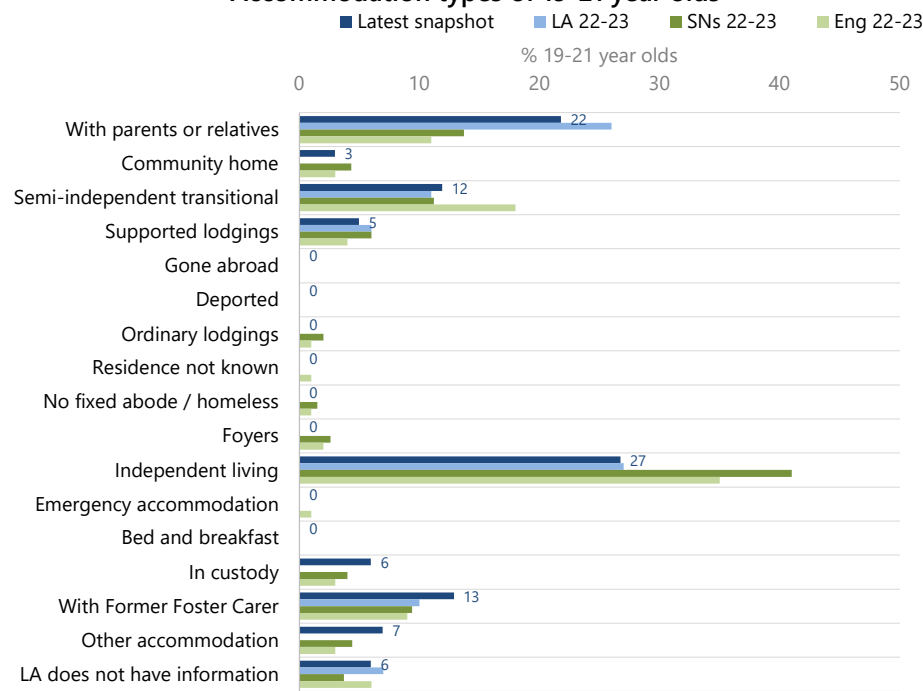
Accommodation types of 17-18 year olds



Accommodation suitability of 19-21 year olds (former relevant)



Accommodation types of 19-21 year olds

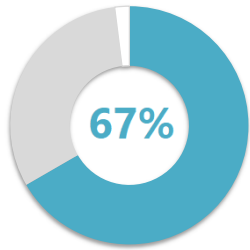


Care leavers activity (Education, Employment, or Training)

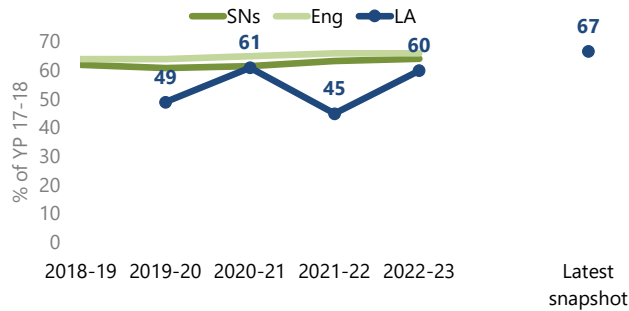
Snapshot 29/02/2024

Education, Employment, or Training (EET) of 17-18 year olds (relevant/former relevant)

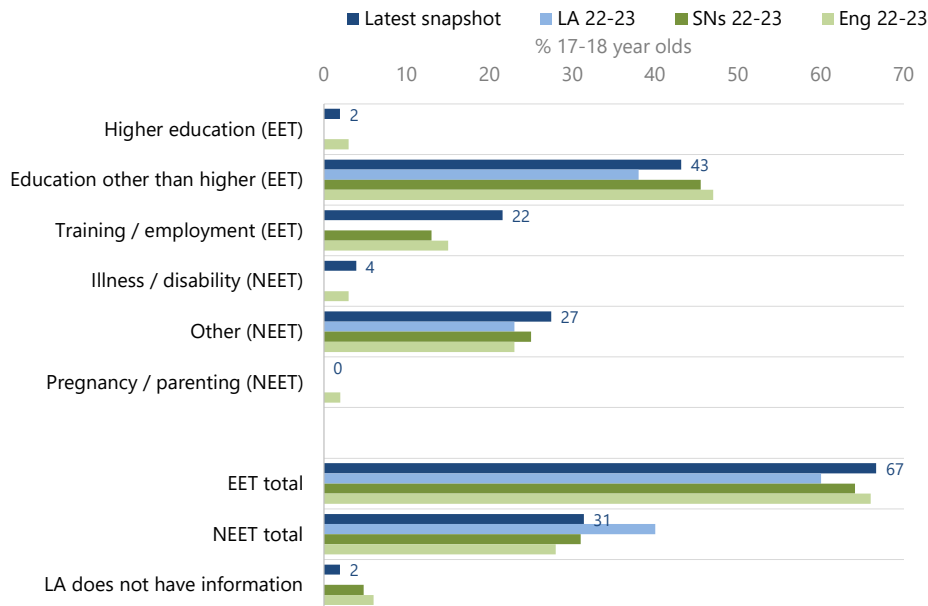
ChAT	Aged 17	Aged 18	Total
Numbers in cohort	5	46	51
In EET	80%	65%	67%



■ YP in EET ■ NEET  
□ No info

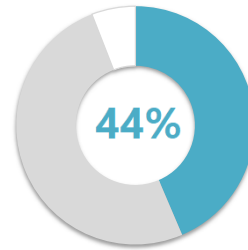


Activity types of 17-18 year olds (relevant/former relevant)

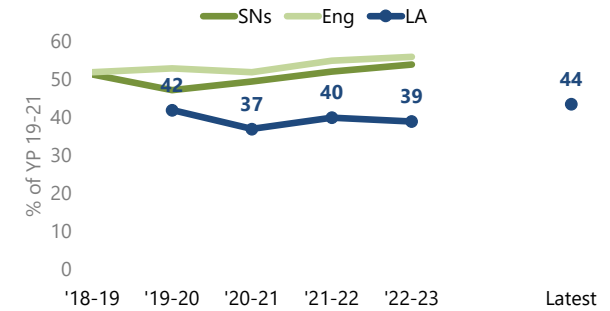


Education, Employment, or Training (EET) of 19-21 year olds (former relevant)

ChAT	Aged 19	Aged 20	Aged 21	Total
Numbers in cohort	41	26	34	101
In EET	39%	42%	50%	44%



■ YP in EET ■ NEET  
□ No info



Activity types of 19-21 year olds (former relevant)

