


Regional SEND Data collection Quarter 1 2024/25 Emerging Trends



Regional SEND Data collection



RIIA Regional Improvement Group dataset for DfE + expanded SEND measures - a full dataset not yet achieved, some LAs missing some or all measures but may be circulated to Sector Led improvement Board following observations or comments for context

Workshop held to discuss challenges and colleagues asked for commentary to enrich the narrative and identify key lines of enquiry

Data to Insight working on developing a set of SEND measures: proposal to be presented to the NPIMG (National Performance and Information Management Group)

Measures included

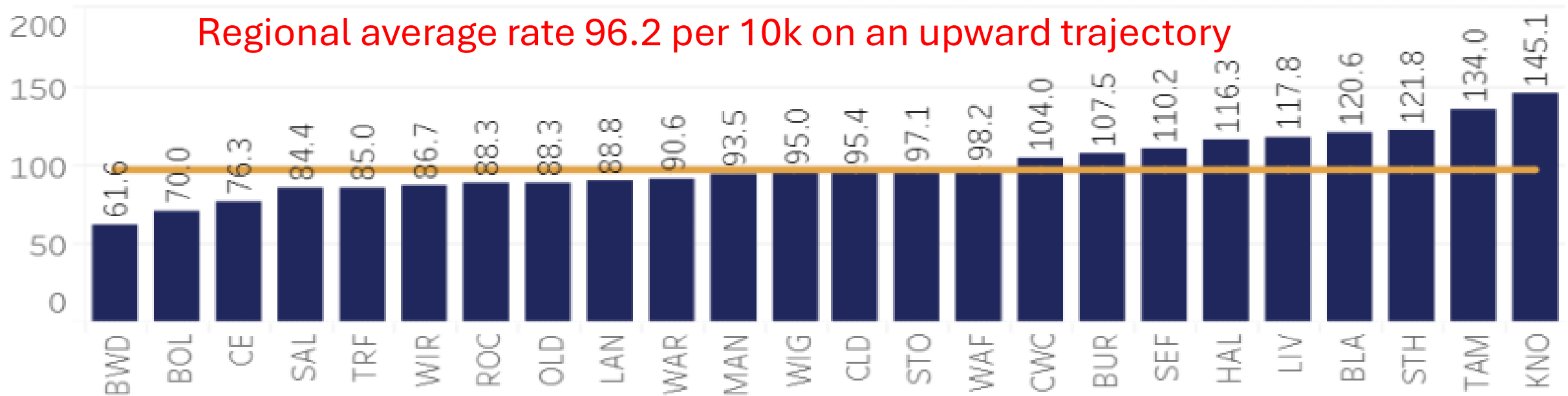
- The number of initial requests for EHC assessment and whether the decision taken was to assess
- The number of EHC assessments, decisions to not issue plan, and timescale for plans that were issued
- The number of new EHCPs in period
- The total number of open EHCPs, and a breakdown of Primary Need Category
- The number of open EHCPs which have Personal Budgets
- Number of Annual Reviews held within 12 months
- The total number of plans ceased/discontinued (all ages) (all reasons)

Key Findings

Initial Requests for EHCPs - Rate per 10k (0-25 years)



Requests for Education Health Care Plans Rate per 10,000 0-25 Population



BwD rate is lowest in the region, half of Tameside & Knowsley. This is an established trend, and may be due to our relative success responding to need without recourse to statutory plans

Key Findings

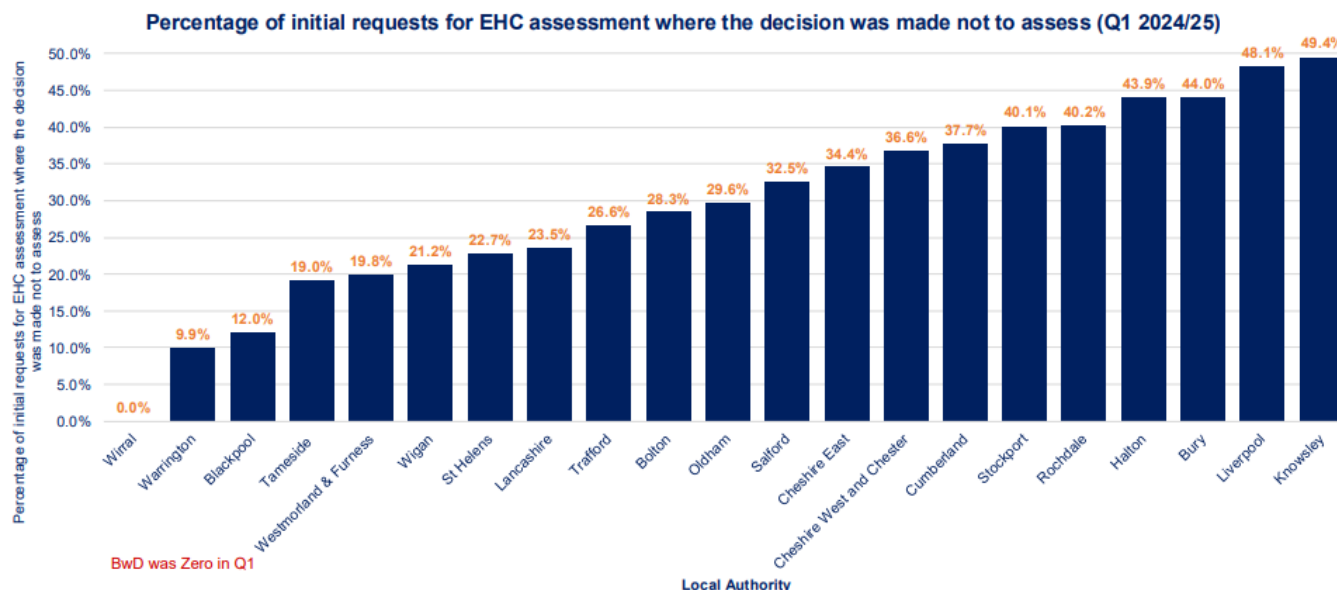
Initial Requests for EHCPs



North West ADCS
Leading Children's Services

Percentage of assessment requests refused:

BwD rate was zero in Q1
6 LA refused over 40% of requests (highest rate Knowsley at 49.9%)



Percentage of requests progressing to assessment:

The range across LAs progressing to assessment suggests a varying degree of prior triage

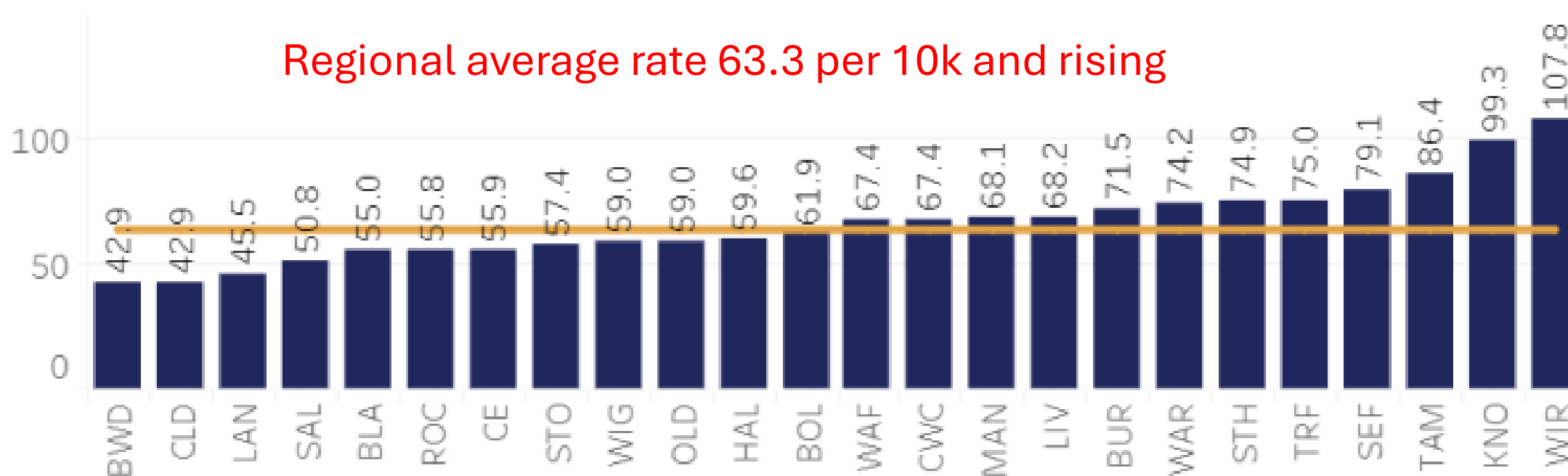
Collecting Tribunal and mediation figures in future may provide richer picture around decision making process

Key Findings

NEW EHCPs – Rolling rate per 10k (0-25 years)



Education Health Care Plans Issued Rate per 10,000 0-25 Population



BwD rate is lowest in the region at 42.9, Wirral is highest at 107.8.

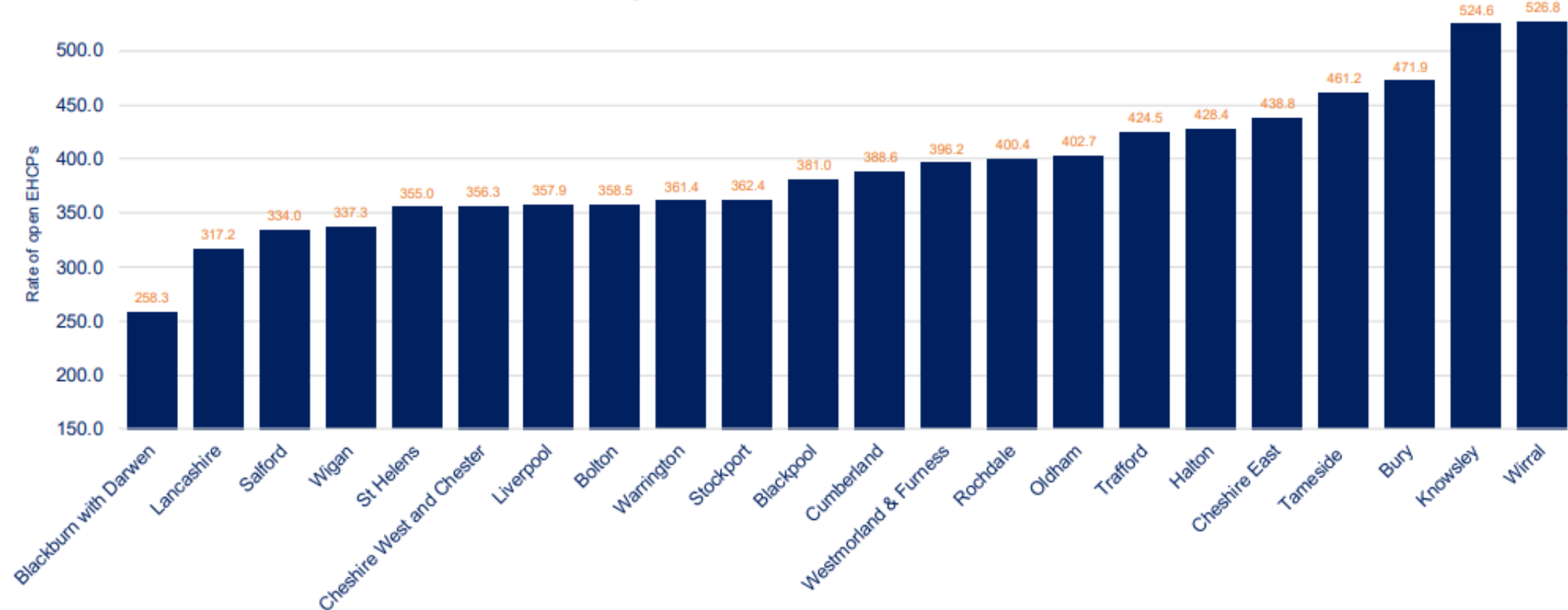
Numbers related to sized of LA: BwD issued the fewest 53 in Q1, while LCC issued the most (457) so more useful to look at rates

Key Findings

Open EHCPs – Rate per 10k (0-25 years)



Rate of open EHCPs Q1 24/25

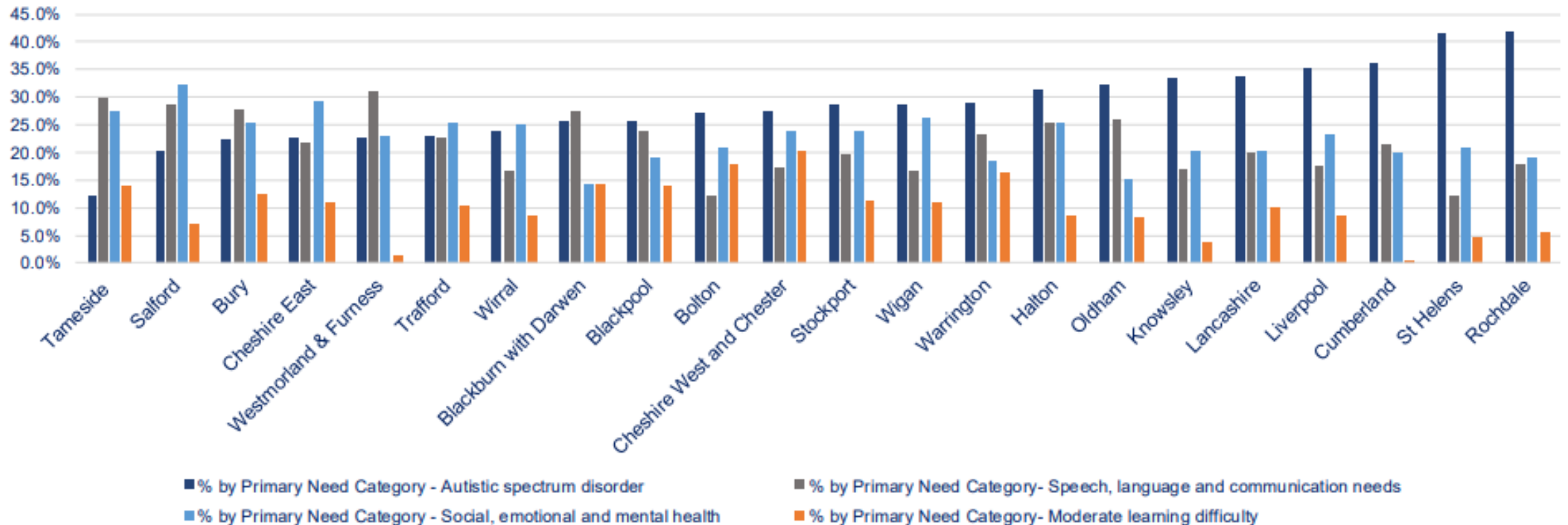


BwD rate is lowest in the region at 258.3, Wirral is highest at 526.8. LCC has a relatively low rate despite their size.

Key Findings

Open EHCPs – Primary Needs

% of open EHCPs by Primary Need per Local Authority

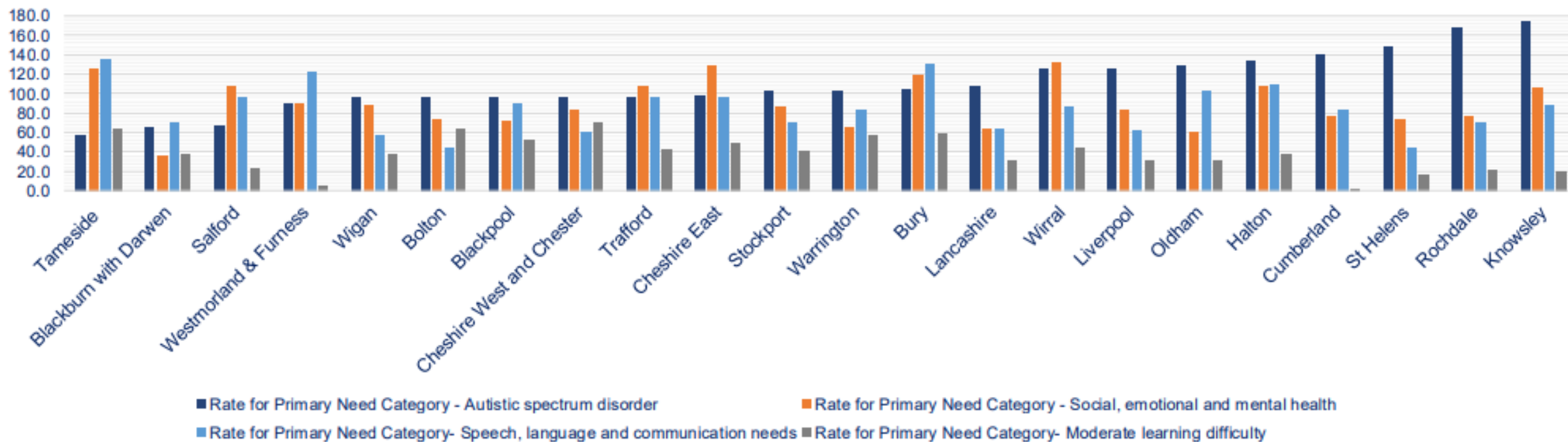


Key Findings

Open EHCPs – Primary Needs by rate per 10k (0-25 years)



Rate of open EHCPs by Primary Need per Local Authority



BwD: SLCN with SEN Support included is 4th highest in England but one of the lowest rates for EHCPs. More need met without an EHCP, but most of ASD have EHCPs in BwD. Lower rate of diagnosis or recording differences?

Key Findings

Open EHCPs

Personal Budgets – low response rate, recording issues a factor

Number of annual reviews – many LAs unable to provide data on number of reviews and whether in timescales, BwD held 427 in Q1

EHCPs

discontinued

BwD did not cease any plans in Q1.

Compare low rates of ceased plans with new plans

